

Документ подписан простой электронной подписью

Информация о владельце:

ФИО: Шебзухова Татьяна Александровна

Должность: Директор Пятигорского института (филиал) Северо-Кавказского
федерального университета

Дата подписания: 16.06.2023 09:05

Уникальный программный ключ:

d74ce93cd40e39275c3ba2f58486412a1c8ef96f

**МИНИСТЕРСТВО НАУКИ И ВЫСШЕГО ОБРАЗОВАНИЯ РОССИЙСКОЙ
ФЕДЕРАЦИИ**

**Федеральное государственное автономное образовательное учреждение
высшего образования**

«СЕВЕРО-КАВКАЗСКИЙ ФЕДЕРАЛЬНЫЙ УНИВЕРСИТЕТ»

Пятигорский институт (филиал) СКФУ

Колледж Пятигорского института (филиал) СКФУ

УТВЕРЖДАЮ

Директор Пятигорского института
(филиал) СКФУ
Т.А.Шебзухова

**МЕТОДИЧЕСКИЕ УКАЗАНИЯ
ДЛЯ ПРОВЕДЕНИЯ ПРАКТИЧЕСКИХ ЗАНЯТИЙ**

ОГСЭ.03 Иностранный язык

Специальности 38.02.04 Коммерция (по отраслям)

Квалификация: менеджер

Пятигорск 2023

Методические указания для практических занятий по дисциплине «Иностранный язык» составлены в соответствии с ФГОС СПО. Предназначены для студентов, обучающихся по специальности 38.02.04 «Коммерция (по отраслям)».

Пояснительная записка

Методические указания предназначены для студентов групп СПО специальности 38.02.04 «Коммерция (по отраслям)».

В результате освоения учебной дисциплины обучающийся должен **уметь:**

- общаться (устно и письменно) на иностранном языке на профессиональные и повседневные темы;
- переводить (со словарём) иностранные тексты профессиональной направленности;
- самостоятельно совершенствовать устную и письменную речь, пополнять словарный запас.

В результате освоения учебной дисциплины обучающийся должен **знать:**

- лексический (1200-1400 лексических единиц) и грамматический минимум, необходимый для чтения и перевода (со словарём) иностранных текстов профессиональной направленности.

Дисциплина входит в общий гуманитарный и социально – экономический цикл профессиональной подготовки.

Раздел 1. Повседневная жизнь, быт, семья.

Практическая работа №1

Тема 1.1. Я и моя семья

Цель работы: Развитие умения говорить на основе прочитанного, формирование лексических и грамматических навыков чтения и говорения;

Ход работы: Изучение нового лексического материала. Чтение и перевод текста.

Текст 1. About Myself

First of all let me introduce myself. My name is Taras.

I'm seventeen years old.

I'm at 11-th grade.

There are two more kids in the family besides me — my elder brother Oleg and my younger sister Marija.

Oleg is twenty-one, he attends a University, he will be a dentist.

Marija is only twelve, she is a schoolgirl.

I forgot to mention one more member of our family.

It's our favourite poodle Tim.

My parents are not old at all.

My Mum is forty, she works for a newspaper.

My Dad is forty-four, he is an engineer in computers.

My parents love their jobs very much.

I'm doing quite well at school.

My parents are proud of my marks.

I go in for sports. I play basket-ball.

In summer time I like yachting and windsurfing.

I take part in different basket-ball competitions.

In a year I shall finish my school and I have to decide what occupation to choose.

I have been studying English for seven years.

I want to be a military interpreter.

My grandparents are already retired.

They like gardening and spend all their time growing tomatoes, potatoes, onions, strawberries, raspberries.

Questions:

1. Do you go to school?
2. What grade are you at?
3. How old are your parents?
4. Are you the only child in the family?
5. Do you have a pet?
6. Are your grandparents still alive?
7. Do you go in for sports?
8. Do you like reading?

Vocabulary:

to introduce — представлять

let me introduce myself — разрешите представиться

residential — жилой

residential areas — жилые районы

grade — класс в школе

to attend university — ходить в университет

kid — ребенок

favourite — любимец, любимый

poodle — пудель

to forget — забывать

job — работа
proud — гордый
to be proud of smth — гордиться чем-то
to go in for sports — увлекаться спортом
occupation — занятие, род занятий, профессия
military — военный
interpreter — переводчик
to retire — быть на пенсии

Текст 2 About My Family

My family is not very big, just a typical family: Dad, Mom, me, my brother and sister and our cat.
My Mummy is forty-one, she is a teacher of Spanish at the University.
She is a born teacher.
She has teaching abilities.
My Dad is forty-two, he is a professional painter, he works for a design company.
My parents both like their work very much.
My elder sister Natasha is nineteen, she goes to the University, she wants to be a teacher of history.
She is fond of reading books on history and fiction.
My younger brother Igor is only six years old, he goes to the kindergarten.
He is very funny, I like to spend my free time teaching him something.
Igor likes to play with our cat.
My grandparents are retired.
They like gardening.
They spend a lot of their time in the garden.
They grow vegetables and fruits.
We enjoy having fresh vegetables and green on our dinner table.
I love my family very much.
We always help each other.
Everyone in my family is my best friend.

Questions:

1. How many are there in the family?
2. Do you have a brother or a sister?
3. Where do your parents work?
4. Do your parents understand you?
5. In what way do you help your parents?
6. How old are your grandparents?
7. How do you get along with your family?
8. Which of the parents do you want to be like?

Vocabulary:

typical — типичный
Spanish — испанский
ability — способность
painter — художник
fiction — художественная литература
funny — смешной
to spend — проводить
to grow — выращивать
to enjoy — наслаждаться

green — зелёнь

to be fond of smth. — нравиться кому-либо

Family and Relatives

Relatives (= members of your family)

These are the most important relatives (also called **relations**):

	<i>male</i>	<i>female</i>
Your parents' parents	grandfather	grandmother
Your parents' brother and sister	uncle(s)	aunt(s)
Your aunt's/uncle's children	cousin(s)	cousin(s)
The father and mother of the person you marry	father-in-law	mother-in-law
The brother and sister of the person you marry	brother-in-law	sister-in-law
Your brother's/sister's children	nephew(s)	niece(s)
The person you marry dies, so you are a ...	widower	widow
Your mother or father remarries, so you have a ...	step-father	step-mother

Family background (= family history)

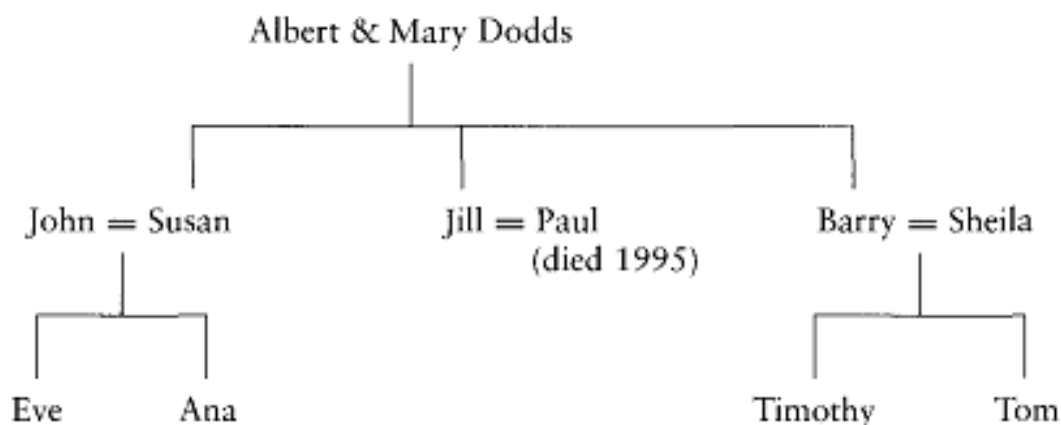
My grandfather was a market gardener in Ireland. He grew flowers, fruit and vegetables, and sold them in the market every day. He worked hard all his life, and when he died, his son (now my uncle) and daughter (my mother) **inherited** a large house and garden (= received this house and garden from my grandfather when he died). They carried on the business together until my mother met my father. They got married, moved to England, and I was born two years later. They didn't have any more children, so I am an **only child**.

Family names

When you are born, your family gives you a **first name**, e.g. James, Kate, Sarah and Alex are common first names in Britain. Your **family name** (also called your **surname**) is the one that all the family share e.g. Smith, Brown, Jones, and O'Neill are common surnames in Britain. Some parents give their children a **middle name** (like a first name), but you do not usually say this name. Your **full name** is all the names you have, e.g. Sarah Jane Smith.

Exercises

Look at the family tree and complete the sentences below.



- 1 John is Jill's
- 2 Timothy is Jill's
- 3 Eve and Ana are Timothy's
- 4 Eve is Sheila's
- 5 Albert Dodds is Tom's
- 6 Barry is Eve's
- 7 Susan is Timothy's
- 8 As Paul died in 1995, Jill is a
- 9 Tom is Mary's
- 10 The only two people who are not related are and
.....

Answer these questions about yourself and your country.

- 1 What's your first name?
- 2 What's your surname?
- 3 Is that a common name in your country?
- 4 Do you have a middle name?
- 5 Are you an only child?
- 6 Who is your oldest friend?
- 7 Do you work? If so, how many of your work colleagues are also your friends?
- 8 Do you have any ex-boyfriends or ex-girlfriends who speak English very well?
- 9 Are single-parent families becoming more common in your country?
- 10 In your country, do more and more people live together without getting married?

Write a composition about your family and prepare it for retelling.

Практическая работа №2

Тема 1.2. Местоимения

Цель работы: Изучение нового грамматического материала, умение использовать полученные знания в разговорной речи;

Ход работы: Изучение нового грамматического материала. Выполнение упражнений.

Местоимение - это часть речи, употребляемая в предложении вместо существительного или прилагательного, реже - наречия. Местоимение не называет лицо, признак или предмет, а лишь

адресует нас к нему (уже упомянутому ранее): Ann asked Peter a question. He answered her. Анна задала Пете вопрос. Он ответил ей.

ЛИЧНЫЕ, ПРИТЯЖАТЕЛЬНЫЕ И ВОЗВРАТНО-УСИЛИТЕЛЬНЫЕ МЕСТОИМЕНЕНИЯ						
ЧИСЛО	ЛИЦО	ЛИЧНЫЕ МЕСТОИМЕНЕНИЯ		ПРИТЯЖАТЕЛЬНЫЕ МЕСТОИМЕНЕНИЯ		ВОЗВРАТНО-УСИЛИТЕЛЬНЫЕ МЕСТОИМЕНЕНИЯ*
		ИМЕНИТЕЛЬНЫЙ ПАДЕЖ	ОБЪЕКТНЫЙ ПАДЕЖ	ОСНОВНАЯ ФОРМА	АБСОЛЮТНАЯ ФОРМА*	
Ед. ч.	1-е	I я	me меня, мне	my мой	mine	myself
	2-е	you ты, вы	you тебя, тебе	your твой, ваш	yours	yourself
	3-е (м. р.)	he он	him его, ему	his его	his	himself
	3-е (ж. р.)	she она	her ее, ей	her ее	hers	herself
	3-е (неодуш.)	it оно, он, она	it его, ему, ее, ей	its его, ее	its	itself
Мн. ч.	1-е	we мы	us нас, нам	our наш	ours	ourselves
	2-е	you вы	you вас, вам	your ваш	yours	yourselves
	3-е	they они	them их, им	their их	theirs	themselves

* Абсолютная форма притяжательных местоимений переводится так же, как и основная, и употребляется вместо определяемого существительного во избежание повторения: This is her pen and this is mine. Это ее ручка, а это моя.

** Возвратно-усилительные местоимения в зависимости от числа и рода переводятся: сам, сама, само (единственное число), сами, самих (множественное число), себя, себе (единственное и множественное число) и т. п.

Exercises

1. Переделайте предложения по образцу: This is your house - This house is yours.

1. This is my life - ... ;
2. This is his watch - ... ;
3. That's our money - ... ;
4. This is her plan - ... ;
5. These are their clothes - ... ;
6. Is this your land? - ... ;
7. These aren't her children -

2. Вставьте в пропуски правильные притяжательные местоимения, выбирая между основными и абсолютными формами:

1. ... (you) friends are very nice;
2. Is that ... (she) hotel?
3. ... (I) country is bigger than ... (you);
4. This car isn't ... (they);
5. ... (he) mother is a teacher and (she) is a judge;
6. Where is ... (they) restaurant?
7. How many people are there in ... (you) city? - About two million and in ... (you)?
8. I'm going to visit a friend of ... (I) tomorrow;
9. These are not ... (you) shoes. Those are ... (you).

3. Переведите предложения на английский язык:

1. Наша машина больше вашей;
2. Где его родители? А её?
3. Эта сумка не моя;
4. Мой конь сильный, а твой слабый;
5. Наш отпуск начинается в сентябре, а их?
6. Это твоя шапка? - Да, эта шапка моя;
7. Ваши дедушка и бабушка старые, а наши молодые;
8. Мой телефон сломан, могу я взять твой?
9. Сейчас я разговариваю с одним своим товарищем;
10. Мой отель находится на пляже, а как насчёт твоего?

4. Выберите правильную форму указательных местоимений:

1. (That, this) is our house and (that, this) is theirs.
2. (This, these) are books.
3. (This, these) is a red ball and (this, that) is a yellow ball.
4. (That, these) is a cat and (those, this) are mice.
5. I like (this, these) flowers!
6. (That, those) pictures are very beautiful.
7. They live in (these, this) country.

5. Выберите правильную форму возвратных местоимений:

1. I do my homework all by (himself, herself, myself).
2. They plan their vacation (ourselves, myself, themselves).
3. We are going to the sea (themselves, himself, ourselves).
4. My dad built this house (himself, herself, ourselves).
5. This dog found (herself, himself, itself) a place under the bench.
6. Yesterday she had a birthday. She bought (herself, itself, ourselves) earrings as a present.
7. You should plan your life (yourself, himself, yourselves).

6. Заполните пропуски подходящими местоимениями в объектном падеже:

My husband and I are very lucky. We have many close friends in this city, and they are all interesting people.

Our friend Andrew is a scientist. We see (1) _____ when he isn't busy in his laboratory. When we get together with (2) _____, he always tells (3) _____ about his new experiments. Andrew is a very close friend. We like (4) _____ very much.

Our friend Maggie is an actress. We see (5) _____, when she isn't making a movie in Hollywood. When we get together with (6) _____, she always tells (7) _____ about her life in Hollywood. Maggie is a very close friend. We like (8) _____ very much.

Our friends Bobby and Marlin are journalists. We see (9) _____, when they are not traveling around the world. When we get together with (10) _____, they always tell (11) _____ about their meetings with famous people. Bobby and Marlin are very close friends. We like (12) _____ very much.

7. Заполните пропуски подходящими местоимениями:

Jack is hungry. Bring _____ a sandwich.

Ann is ill. Take _____ these flowers.

Fred and Jane are in the country. Write _____ a letter.

I am thirsty. Bring _____ a bottle of Coca-Cola.

Jimmy is in class. Give _____ this book.

The children are hungry. Bring _____ these red apples.

Alan is at home. Ask _____ to come to the yard.

We are at table. Give _____ tea and cakes.

Практическая работа №3

Тема 1.3. Внешность, характер

Цель работы: Изучение нового лексического материала, умение использовать полученные знания в разговорной речи;

Ход работы: Изучение нового лексического материала. Выполнение упражнений.

Describing people's appearance

General

Positive: beautiful is generally used to describe women; handsome is used to describe men; good-looking is used for both; pretty is another positive word to describe a woman (often a girl) meaning 'attractive and nice to look at'.

Negative: ugly is the most negative word to describe someone; plain is more polite.

Height and build



tall and slim



medium height and build



short and fat



medium height and
very muscular

Note: Another word for slim is thin, but slim has a more positive meaning, e.g. John is lovely and slim, but his brother is terribly thin. Skinny also has the same meaning but is very negative. It is not very polite to say someone is fat; **overweight** is more neutral and polite.

Hair



straight



wavy



curly



Special features

The man on the left has got very **pale skin** (= white skin). He also has **broad shoulders**, with a small scar at the top of his left arm. The other man has **dark skin**. He also has a **beard** and **moustache** and quite a **hairy chest** and a tattoo.



Asking questions about a person's appearance

Q: What does she look like?

A: She's quite tall, with short fair hair.

Q: How tall is she?

A: About 1 metre 65.

Q: How much does she weigh?

A: I don't know and it may be rude to ask. Probably about 45 kilos.

Exercises

Complete these sentences in a suitable way. (More than one answer may be possible.)

- 1 She's got blonde
- 2 He's got very pale
- 3 They've both got curly
- 4 I would say he was medium
- 5 Her brother has got very broad
- 6 She doesn't like men with hairy
- 7 Last time I saw him he had grown a
- 8 He's got very muscular
- 9 Both men were very good-.....
- 10 All of them have got dark

Replace the underlined word in each sentence with a word which is either more suitable or more polite.

- 1 He told me he met a handsome girl in the disco last night.
- 2 She's beautiful but her younger sister is really quite ugly.
- 3 I think Peter is getting a bit fat, don't you?
- 4 Most people want to stay slim, but not as skinny as that girl over there.
- 5 I think she's hoping she'll meet a few beautiful men at the tennis club.

You want to know about the following:

- someone's general appearance
- their height
- their weight

What questions do you need to ask? Complete these questions.

What

How

How much

Now answer these questions.

- 1 How tall are you?
- 2 How would you describe your build?
- 3 How much do you weigh?
- 4 What kind of hair have you got?
- 5 What colour is it?
- 6 Would you like it to be different? If so, what would you like?
- 7 Do you think you have any special features?
- 8 Are there any special features you would like to have?
- 9 Do you like beards?
- 10 Can you think of a famous woman you would describe as beautiful, and a famous man you would describe as good-looking?

If possible, ask another person these questions.

Describing character

Many positive words describing character have clear opposites with a negative meaning.

<i>Positive</i>	<i>Negative</i>
warm and friendly	cold and unfriendly
kind	unkind
nice, <u>pleasant</u>	horrible, unpleasant
generous (= happy to give/share)	mean (= never gives to others)
optimistic (= thinks positively)	pessimistic (= thinks negatively)
<u>cheerful</u> (= happy and smiling)	miserable (= always seems unhappy)
relaxed and easy-going	<u>tense</u> (= nervous; worries a lot; not calm)
strong	weak
sensitive	insensitive (= does not think about others' feelings)
honest (= always tells the truth)	dishonest

Jane is very tense at the moment because of her exams, but she's usually quite relaxed and easy-going about most things.

I think the weather influences me a lot: when it's sunny I feel more cheerful and optimistic; but when it's cold and raining I get very miserable.

He seemed a bit unfriendly at first, but now I've got to know him I realise he's very warm and kind.

The shop assistant told me that the dress I tried on looked better on people younger than me. I thought that was very insensitive of her, but at least she was being honest, I suppose.

Character in action

People often talk about qualities of character that you may need in a work situation. Again, some of these words come in pairs of opposites: one positive and one negative.

<i>Positive</i>	<i>Negative</i>
hard-working	lazy (= never does any work)
punctual (=always on time)	not very punctual; always late
reliable	unreliable (= you cannot trust / depend on someone like this)
clever, bright (<i>informal</i>)	stupid, thick (<i>informal</i>)
flexible	inflexible (= a very fixed way of thinking; unable to change)
ambitious	unambitious (= no desire to be successful and get a better job)

Some pairs of opposites do not have a particularly positive or negative meaning:

He is very shy when you first meet him because he finds it difficult to talk to people and make conversation; but when he knows people quite well he's much more self-confident.

People often say the British are very reserved (= do not show their feelings), but when you get to know them they can be very emotional like anyone else.

Exercises

Organise these words into pairs of opposites and put them in the columns below.

mean	clever	nice	lazy	relaxed	hard-working
tense	cheerful	generous	unpleasant	stupid	miserable

Positive

Negative

.....

.....

1. What prefix forms the opposite of each of these words? (You need three different prefixes.)

kind	flexible	friendly	honest
reliable	sensitive	ambitious	pleasant

2. How would you describe the person in each of these descriptions?

- 1 He never bought me a drink all the time we were together.
- 2 I have to tell her what to do every minute of the working day. She wouldn't even open a window without someone's permission.
- 3 He often promises to do things but half the time he forgets.
- 4 She's always here on time.
- 5 I don't think he's done any work since he's been here.
- 6 She finds it difficult to meet people and talk to strangers.
- 7 He could work in any of the departments, and it doesn't matter to him if he's on his own or part of a team.
- 8 One of the great things about her is that she is so aware of what other people think or feel.
- 9 Bob, on the other hand, is the complete opposite. He is always making people angry or upset because he just doesn't consider their feelings.
- 10 The other thing about Bob is that he really wants to get the supervisor's job and then become boss for the whole department.

3. What nouns can be formed from these adjectives? Use a dictionary to help you.

Example: kind kindness

punctual	optimistic	reliable	lazy
confident	generous	ambitious	stupid
sensitive	strong	flexible	shy

Human feelings and actions

Feelings

<i>Noun</i>	<i>Adjective(s)</i>
love (≠ hate)	–
happiness (≠ sadness)	happy (≠ sad)
anger	angry
fear	afraid (of) / frightened (of)
pride	proud (of)
jealousy	jealous (of)
embarrassment	embarrassed/embarrassing (see Unit 30)

Note:

- Pride has different meanings, but the most common is the feeling of satisfaction you have because you (or people you are connected with) have done something well.
He was very proud when his wife became the first President of the organisation.
- Jealousy is a feeling of anger and unhappiness you may have if (a) someone you love shows a lot of interest in others, or (b) if someone has something you want / don't have.
a) My boyfriend gets very jealous when I talk to other boys.
b) He's jealous of his brother because his brother is more intelligent and makes more money.
- A common adjective is upset, which means unhappy, sad, and even angry, because something unpleasant has happened, e.g. He was very upset when we didn't invite him.

Exercises

What nouns can be formed from these adjectives?

angry sad happy proud jealous embarrassed

Find the logical ending on the right for each of the sentence beginnings on the left.

- | | |
|--------------------------------|---|
| 1 He was very proud when | a someone stole his money. |
| 2 He was very jealous when | b his father appeared on TV with the Prime Minister. |
| 3 He was very embarrassed when | c he heard that his aunt had died. |
| 4 He was very angry when | d he saw those big dogs running towards him. |
| 5 He was very sad when | e he bought her a birthday present on the wrong day. |
| 6 He was very frightened when | f his best friend went out with the girl he really liked. |

Answer these questions. If possible, ask someone else the same questions.

- 1 Would you feel embarrassed or upset (or both) if you forgot your mother's birthday or your father's birthday?
- 2 Do you ever feel frightened in a car (as a passenger) because you are going very fast?
- 3 Do you get angry when other people want you to do things that you don't want to do?
- 4 If you made a stupid mistake in English, would you feel embarrassed?
- 5 Is there any one thing that you are very proud of?
- 6 Are there any common situations where you sometimes feel embarrassed?

Практическая работа №4

Тема 1.4. Местоимения some, any, no, every и их производные

Цель работы: Изучение нового грамматического материала, умение использовать полученные знания в разговорной речи;

Ход работы: Изучение нового грамматического материала. Выполнение упражнений.

Неопределенные местоимения *some* и *any* служат для обозначения неопределенного (небольшого) количества предметов или вещества.

МЕСТОИМЕНИЯ И НАРЕЧИЯ, ПРОИЗВОДНЫЕ ОТ <i>SOME, ANY, NO, EVERY</i>				
ОСНОВНЫЕ МЕСТОИМЕНИЯ	ПРОИЗВОДНЫЕ МЕСТОИМЕНИЯ			ПРОИЗВОДНЫЕ НАРЕЧИЯ
	+thing	+body	+one	+where
Some	something что-то, что-нибудь, что-либо, нечто	somebody кто-то, кто-нибудь, кто-либо, кое-кто, некто	someone кто-то, кто-нибудь, кто-либо, кое-кто, некто	somewhere где-то, где- нибудь, куда- то, куда- нибудь, куда-либо, куда угодно
Any	anything что-нибудь, все, что угодно	anybody кто-то, кто-либо, кто- нибудь, всякий, любой	anyone кто-то, кто-либо, кто-нибудь, всякий, любой	anywhere где-нибудь, куда-нибудь, где угодно, куда угодно
No	nothing ничто, ничего	nobody никто, никого	no one никто, никого	nowhere нигде, никуда
Every	everything всё	everybody все	everyone все, каждый	everywhere езде, повсюду, всюду

Some употребляется, как правило, в утвердительных предложениях перед исчисляемыми существительными во множественном числе и перед неисчисляемыми существительными, имея значение несколько, некоторые: I've got some interesting books to read. У меня есть интересные книги (=несколько интересных книг) для чтения.

Any употребляется, как правило, в вопросительных и отрицательных предложениях: Have you got any interesting books? У вас есть интересные книги?

Some и **any** часто не переводятся на русский язык (опускаются при переводе).

Exercises

Упр. 1. Вставьте *some, any* или *no*.

1. There are ... pictures in the book. 2. Are there ... new students in your group? 3. There are ... old houses in our street. 4. Are there ... English textbooks on the desks? - - Yes, there are 5. Are there ... maps on the walls? —No, there aren't 6. Are there ... pens on the desk? - - Yes, there are.... 8. Are there ... sweets in your bag? - - Yes, there are 9. Have you got ... English books at home? -- Yes, I have 10. There are ... beautiful pictures in the magazine. Look at them. 11. There is ... ink in my pen: I cannot write.

Упр. 2. Вставьте *something, anything, nothing* или *everything*.

1. Give me ... to read, please. - - With pleasure, 2. I don't know ... about your town. Tell me ..., about it. 3. Please give me ... warm: it is cold here. 4. I understand ... now. Thank you for your explanation. 5. There is ... white in the box. 'What is it? 6. Is there ... that you want to tell me? 7. Where is the book? — It is on the table. - No, there is . . there.

Упр. 3. Вставьте *somebody, anybody, nobody* или *everybody*.

1. Has ... in this group got a dictionary? 2. ... left a magazine in our classroom yesterday. 3. The question was so difficult that ... could answer it. 4. I am afraid I shan't be able to find ... in the office now: it is too late. 5. ... knows that water is necessary for life. 6. Is there ... here who knows French? 7. You must find ... who can help you. 8. ... knew anything about America before Columbus discovered it. 9. I saw ... in the train yesterday who looked like you. 10. There is ... in the next room. I don't know him. 11. Please tell us the story. ... knows it. 12. Is there ... in my group who lives in the dormitory? 13. Has ... here got a red pencil? 14. ... can answer this question. It is very easy.

Упр. 4. Вставьте *some, any, no* или их производные.

1. Here are ... books by English writers. Take ... book you like. 2. There are ... boys in the garden because they are at school. 3. I can see ... on the snow, but I don't know what it is. 4. Are there ... desks in the classroom? - Yes, there are many. 5. There are ... books on this desk, but there are...._ exercise-books. 6. Did he say ... about it? - - No, he said 7. What shall I do now, Mom? I, have done my homework. - You can do ... you* like.-
8. There was ... in the street because it was Very late. 9. ... wants to see him. 10 Is there ... here who knows this man? 11. Have you ... books on Dickens? I want to read ... about him. I have read ... books by Dickens and I am interested in the life of the writer. 12. Can ... tell me how to get to the Public Library? - - Yes, take ... bus that goes from here towards the railway station and get off at the third stop. 13. Please bring me ... apples,
Mary. 14. That is a very easy question - - ... can answer it.

Упр. 5. Вставьте *somewhere, anywhere, nowhere* или *everywhere*.

1. I put my dictionary ... yesterday and now I can't find it-- Of course, that is because you leave your books 2. You must go ... next summer. 3. Did you go ... on Sunday? 4. Let's go The weather is fine. I don't want to stay at home in such weather. 5. I cannot find my glasses I always put them ... and then look for them for hours. 6. Today is a holiday. The streets are full of people. There are flags, banners and flowers

Упр. 6. Переведите на английский язык.

1. В столовой есть кто-нибудь? 2. В саду никого нет. 3. В нашей комнате есть кто-нибудь? 4. Там есть кто-то. 5. Там никого нет. 6. В библиотеке есть кто-нибудь? 7. За занавеской есть что-нибудь? - - Нет, там ничего нет. 8. В сумке что-то есть. 9. В доме есть кто-нибудь? - - Да, там есть кто-то. 10. Под столом есть что-нибудь? - Да, там что-то есть. 11. Там ничего нет. 12. В кабинете врача есть кто-нибудь? — Нет, там никого нет. 13. В нашей библиотеке есть кое-какие книги на английском языке. 14. В вашей библиотеке есть какие-нибудь книги Джека Лондона? 15. Мой дядя хочет мне что-то сказать. 16. На другой день мой брат знал всех. 17. Если вы захотите что-нибудь поесть, идите в вагон-ресторан. 18. Расскажите нам всё о вашем путешествии.

Упр. 7. Вставьте *somewhere, anywhere, nowhere* или *everywhere*.

1. I put my dictionary ... yesterday and now I can't find it-- Of course, that is because you leave your books 2. You must go ... next summer. 3. Did you go ... on Sunday? 4. Let's go The weather is fine. I don't want to stay at home in such weather. 5. I cannot find my glasses I always put them ... and then look for them for hours. 6. Today is a holiday. The streets are full of people. There are flags, banners and flowers

Упр. 8. Переведите на английский язык.

1. На столе лежит что-то круглое. Что это такое? 2. Никто об этом ничего не знает. 3. В городе много парков. Везде деревья и цветы. 4. В той комнате кто-то есть. 5. Анна живет где-то в этом районе. 6. Я никого не знаю в этом городе. 7. Дай мне, пожалуйста, что-нибудь поесть. 8. Кто-нибудь знает адрес нашего учителя? 9. Все в порядке. 10. Кто-нибудь хочет посмотреть телевизор? 11. Мы слышали эту песню повсюду. 12. Он где-то в саду.

Практическая работа №5

Тема 1.5. Жизнь в городе и в деревне

Цель работы: Развитие умения говорить на основе прочитанного, формирование лексических и грамматических навыков чтения и говорения;

Ход работы: Изучение нового лексического материала. Чтение и перевод текста. Работа с текстом и выполнение лексических упражнений.

1. Прочитайте текст и переведите его на русский язык.

LIVING IN THE CITY AND IN THE COUNTRY

As you know, some people enjoy big city life, others prefer to live in the suburbs or even on a farm in the country.

The city is the place where all industrial, cultural and educational centres are situated. People live in cities because all necessary objects are nearby. For example, if you get sick, a hospital or a chemist's shop will be situated near your home in the city. Houses in the city are generally provided with modern conveniences such as electricity, running water, telephones and all sorts of labour-saving devices. There are plenty of means of transport: buses, trolley buses, mini-buses, trams, taxi-cabs and the underground.

City dwellers have more means of broadening their cultural outlook than country people: day schools and evening courses, public and private libraries, societies and exhibitions. There are many places in the city where you can get a bite or a drink: restaurants, cafes, pizzerias, tearooms, fast-food restaurants, quick-service restaurants and food bars. Besides, in big cities you can find all kinds of entertainment such as playgrounds and football pitches, tennis and basketball courts, rinks, museums, cinemas, theatres, concert halls, clubs, parks, and what not. Many people like to spend their free time there because it helps them to relax and brings them a lot of pleasure. All in all, city life is full of bustle and variety and you never feel bored.

At first glance all that is really very comfortable, but nowadays in big cities there is a great amount of cars and factories. Big cities suffer from overpopulation, dirty air and water, the streets are noisy and full of traffic jams, and after a hard working day people cannot relax.

In the country we can live in the midst of nature. Countryside houses are spread out and there is plenty of greenery. The beautiful surroundings with trees and shrubs are pleasing to our eyes. The air is fresh and cool, which is good for a healthy living. Country life is full of charms. The rippling rivers, the grazing cows and the chirping birds give us great pleasure in life. Moreover, country life is cheaper than town life. People living in the country seem to be good-natured and have a warm heart. They share any difficulties, happiness, sadness in order to overcome everything.

However, country people can't find a proper job with high income. There are no state supported farms any more. Now there are agricultural joint-stock companies and individual farming. Russian agriculture has undergone the process of economic changes. It is rather difficult to survive in the conditions of deep economic crisis, especially for individual farmers.

Thus, living in the country as well as that in the city has both advantages and disadvantages. Not without reason it is said that the grass is always greener on the other side of the fence. So, every person should live in the place where he or she feels comfortable and happy.

2. Ответьте на вопросы.

- 1) Do people prefer living in the country or in the city?
- 2) Why do people live in cities?
- 3) What are houses in the city provided with?
- 4) What means of transport are there in the city?
- 5) How can city dwellers broaden their cultural outlook?
- 6) Where can people get a bite or a drink in the city?
- 7) What kinds of entertainment can people find in big cities?
- 8) What do big cities suffer from?
- 9) What is pleasing to our eyes in the countryside?
- 10) Why is country life good for a healthy living?
- 11) What are country people like?
- 12) What are the disadvantages of living in the country?
- 13) Do you find the English proverb "The grass is always greener on the other side of the fence" true to life?

3. Дайте русские эквиваленты данным словам и выражениям.

to live in the suburbs, to live on a farm, industrial centre, cultural centre, educational centre, to be situated, to get sick, to be provided with smth, to bring a lot of pleasure, bustle, in the midst of nature, to be spread out, to be pleasing to one's eyes, healthy living, to be full of charms, proper job, state supported farm, agricultural joint-stock company.

4. Дайте английские эквиваленты данным словам и выражениям.

Наслаждаться жизнью большого города; современные удобства; водопровод; бытовые приборы; городские жители; сельские жители; перекусить; на первый взгляд; страдать от загрязнения; здоровый образ жизни; журчащие реки; пасущиеся коровы; щебечущие птицы; высокий доход; подвергаться процессу экономических преобразований; преимущества и недостатки.

5. Соотнесите слово с его значением.

1) nearby	a) a long line of vehicles that cannot move forward because there is too much traffic, or because the road is blocked by smth
2) chemist's shop	b) naturally friendly and warm-hearted
3) traffic jam	c) close at hand, not far away
4) feel bored	d) a place where people can buy medicines, medical goods, toilet articles, etc.
5) feel comfortable	e) to be confident and relaxed, feel at home

6) good-natured	f) to be tired and not enthusiastic, for example, because you have had too much of the same thing
-----------------	---

6. Пользуясь текстом, определите преимущества и недостатки городского и сельского образа жизни. Заполните таблицу.

Раздел 2. Хобби и досуг
Практическая работа №6
Тема 2.1. Числительные

Цель работы: Изучение нового грамматического материала, умение использовать полученные знания в разговорной речи;

Ход работы: Изучение нового грамматического материала. Выполнение упражнений.

Именем **числительным** называется часть речи, которая обозначает количество или порядок предметов. Имена числительные делятся на *количественные* (Cardinal Numerals) и *порядковые* (Ordinal Numerals).

Количественные числительные обозначают количество предметов и отвечают на вопрос **how many?** *сколько?* Например: **one** *один*, **two** *два*, **three** *три* и т. д.

Порядковые числительные обозначают порядок предметов и отвечают на вопрос **which?** *который?* Например: **first** *первый*, **second** *второй*, **third** *третий* и т. д.

КОЛИЧЕСТВЕННЫЕ ЧИСЛИТЕЛЬНЫЕ			
ПРОСТЫЕ			СОСТАВНЫЕ
0 - 12	13 - 19 (+teen)	20 - 90 (+ty), 100, 1000, 1000000	1. Составные числительные от 20 до 100 образуются так же, как и в русском языке: 25 - twenty-five, 93 - ninety-three . 2. В составных числительных после 100 перед десятками, а если их нет, то перед единицами, ставится союз and : 375 (three hundred and seventy-five), 2941 (two thousand nine hundred and forty-one)
0 — zero 1 — one 2 — two 3 — three 4 — four 5 — five 6 — six 7 — seven 8 — eight 9 — nine 10 — ten 11 — eleven 12 — twelve	13 — thirteen 14 — fourteen 15 — fifteen 16 — sixteen 17 — seventeen 18 — eighteen 19 — nineteen	20 — twenty 30 — thirty 40 — forty 50 — fifty 60 — sixty 70 — seventy 80 — eighty 90 — ninety 100 — one (a) hundred 1,000 — one (a) thousand 1,000,000 — one (a) million 1,000,000,000 — a (one) milliard (в Англии); a (one) billion (в США)	

Числительные **hundred, thousand, million** не приобретают окончание **s** как показатель множественного числа, однако если эти слова выполняют функцию существительных, т. е. перед ними нет числительного, то во множественном числе добавляется **s**: *hundreds of people* *сотни людей*, *thousands of words* *тысячи слов*.

Порядковые числительные образуются от соответствующих количественных числительных путем прибавления суффикса **th**: *seven — seventh* *седьмой*, *twenty-four — twenty-fourth* *двадцать четвертый*.

ПРАВИЛА ОБРАЗОВАНИЯ ПОРЯДКОВЫХ ЧИСЛИТЕЛЬНЫХ		
№ п/п	ПРАВИЛО	ПРИМЕР
1	В составных порядковых числительных суффикс -th присоединяется к последнему слову	<i>the forty-sixth</i> <i>сорок шестой</i>
2	Перед порядковыми числительными обычно употребляется определенный артикль	<i>the tenth</i> <i>десятый</i>
3	Десятки, имеющие конечное -y , меняют его на -ie-	<i>ninety</i> <i>девяносто</i> - <i>ninetieth</i> <i>девяностый</i>
4	ИСКЛЮЧЕНИЯ	<i>the first</i> <i>первый</i> , <i>the second</i> <i>второй</i> , <i>the third</i> <i>третий</i> , <i>the fifth</i> <i>пятый</i> , <i>the ninth</i> <i>девятый</i> , <i>the twelfth</i> <i>двенадцатый</i>

ДАТЫ

При чтении обозначения года называют два двузначных числа, соответствующих двум первым и двум последним цифрам обозначения:

ЧТЕНИЕ ОБОЗНАЧЕНИЯ ГОДА	
ПИШЕТСЯ	ЧИТАЕТСЯ
1612	sixteen twelve
1812	eighteen twelve
1941	nineteen forty-one
1960	nineteen sixty
1900	nineteen hundred
1905	nineteen o [əu] five
В таком чтении слово year год не добавляется: Pushkin was born in seventeen ninety-nine. Пушкин родился в 1799 году.	
Годы могут читаться и по-другому: 1754 - the year seventeen hundred and fifty-four . Такое чтение иногда встречается в документах.	

N. B.	2000 год — the year two thousand Начиная с 2001 , годы читаются как количественные числительные: 2007 — two thousand (and) seven
	Начиная с 2010 года всё чаще встречается чтение года как двух чисел: 2014 - twenty fourteen , 2020 - twenty twenty
	Так, к примеру, 2013 год можно прочесть как (the year) two thousand (and) thirteen , либо twenty thirteen .

ОБОЗНАЧЕНИЕ И ЧТЕНИЕ ДАТ		
ПИШЕТСЯ	ЧИТАЕТСЯ	ПЕРЕВОД
25th July, 1976 July 25 (25th), 1976 25 July 1976	The twenty-fifth of July, nineteen seventy-six; July the twenty-fifth, nineteen seventy-six	25 июля 1976 года

Months

- **January** — январь
- **February** — февраль
- **March** — март
- **April** — апрель
- **May** — май
- **June** — июнь
- **July** — июль
- **August** — август
- **September** — сентябрь
- **October** — октябрь
- **November** — ноябрь
- **December** — декабрь

Days of the week

- Sunday — воскресенье
- Monday — понедельник
- Tuesday — вторник
- Wednesday — среда
- Thursday — четверг
- Friday — пятница
- Saturday — суббота

Exercises

Упражнение 1. Write the numbers.

1. The number of Dwarves Snow White lived with — _____
2. The Celsius freezing point — _____
3. Days in April — _____
4. The number of letters in the English alphabet — _____
5. An unlucky number — _____
6. Teeth in the normal human mouth — _____
7. The number of years in a millennium — _____
8. The number of months in a year — _____
9. Days in December — _____
10. Degrees in a right angle — _____
11. Books in a trilogy — _____
12. Minutes in an hour — _____
13. Legs has an octopus — _____
14. The number of cents in a half-dollar — _____
15. Players in a soccer team — _____
16. Number of hours in a day — _____
17. Celsius boiling point — _____

Упражнение 2. Choose the correct form.

1. My daughter is still a teenager. She is only fifteen/fifty.
2. He knew it was a painting worth \$10 million/millions.
3. Three hundred/Three hundreds people gathered at the stadium.
4. In the section 2/section 2 we also suggest other topics that need to be researched.
5. The first battle of the American Revolution was fought in year/the year 1775.
6. Hundred/A hundred years ago the principal means of communication was by post and telegraph.
7. How many children are there in the school? About three hundred/three hundreds.
8. The report has got over five hundred/five hundreds pages.
9. It happened in the year two thousand and two/two thousand and second.
10. All International flights are from Terminal One /the Terminal One.

Упражнение 3. Write the correct ordinal number.

1. Saturday is the _____ day of the week.
2. The _____ month of the year is June. .
3. The _____ month of the year is March.
4. In a competition the gold medal is for the _____ place and the silver medal is for the _____ place.

Упражнение 4. Choose the correct form.

1. It happened in the middle of the twentyth/twentieth century.
2. I usually go to school by bus six/bus sixth.
3. He is now ranked hundred/hundredth in the world of tennis.
4. 1999 was the second hundred/the two hundredth anniversary of; Pushkin's birth.
5. The car changed the life of people in the 20th/the 20s century.
6. At least two third/two thirds of the novel is about the life of people in the 19th century.
7. He was the third/the thirdth to arrive.
8. 8 The USA ranks third/three in population.
9. I am the one hundred and first/one hundredth and first in this huge line.
10. Vincent Van Gogh's paintings are among the most famous of the 19 century / the 19th century.

Практическая работа №7

Тема 2.2. Время. Мой распорядок дня

Цель работы: Изучение нового грамматического и лексического материала, умение использовать полученные знания в разговорной речи;

Ход работы: Изучение нового грамматического и лексического материала. Работа с текстом.

1. Прочитайте и запомните следующие правила обозначения времени в английском языке:

Спросить время по-английски можно так:

- What time is it? (Сколько времени?)
- Do you have the time? (Время / часы есть?)
- Could you please tell me the time? (Время не подскажете?)
- At what time? (Когда, во сколько?)

В английском языке время обычно измеряется по 12 часов, и к конкретному времени добавляется нужное пояснение:

- in the morning (утра)
- in the afternoon (дня)
- in the evening (вечера)
- in the night (ночи)

Также можно добавлять вот эти два сокращения:

a.m. — [ei em], ante meridiem, до полудня.

p.m. — [pi em], post meridiem, после полудня.

К целым часам (и только к ним) добавляется слово "o'clock", которое имеет значение "ровно". Например, можно сказать так:

It's 7 o'clock in the morning / It's 7 a.m. — "Сейчас 7 утра"

It's at 9 in the evening / It's at 9 p.m. — "Это в 9 вечера"

Если время неровное, с минутами, то нужно будет указать, куда эти минуты относятся.

Например, если 10 минут прошло после ровного часа, то так и говорится:

It's 10 minutes past 3 — 10 минут после трех, 10 минут четвертого.

Если же 20 минут осталось до ровного часа, то вместо "past/after" будет использоваться частица "to":

It's 20 minutes to 7 — 20 минут до семи, без двадцати семь.

Если минут 15 или 30, то используются слова "a quarter" и "half" (четверть и половина).

Однако, с половиной никогда не используется частица "to", не может быть "без половины 8", может быть только "половина после семи":

It's a quarter after one — четверть после часа, час пятнадцать.

It's a quarter to four — четверть до четырех, без пятнадцати 4.

It's half past six — половина после шести, 6:30.

Можно также ограничиться точными цифрами и указанием половины дня:

It's seven-thirty a.m. — 7:30 утра.

It's ten-forty-five p.m. — 10:45 вечера.

It's eight-twenty a.m. — 8:20 утра.

В случае, когда нужно указать некий период времени, используется предлог "in", который в данном случае переводится как "через":

I'll be back in an hour — Я вернусь через час.

Turn off the oven in 20 minutes — Выключи духовку через 20 минут.

The copies will be ready in a moment — Через минуту копии будут готовы.

2. Прочитайте и переведите следующие тексты. Ответьте на вопросы:

My Week-day

I get up at a quarter to seven.

I jump out of bed, switch on the radio and do my morning exercises to the radio music.

Then I go to the bathroom, wash myself and clean my teeth with, a tooth-brush.

This does not take me much time, not more than ten or fifteen minutes.

Then I dress and sit down to table to have my breakfast.

I usually have a cup of tea or coffee, an egg and bread and butter.

After breakfast I go to the technical school.

As I live far away, I go by bus or by metro.

It takes me more time to go by bus.

If I have little time, I go by metro.

My lessons begin at 9 o'clock.

We have six lessons every day.

At a quarter to one we have a lunch hour.

As I cannot get home for lunch, I take it at the diningroom of our technical school.

For lunch I have meat or fish with potatoes and a cup of strong tea or coffee with a pie.

At ten minutes to three the lessons are over, and I go home.

When I get home from the technical school, I have dinner.

My dinner usually consists of three courses.
For the first course I have some soup, then some meat or fish.
For dessert I have stewed fruit or ice-cream.
After dinner I help my mother to wash up the dishes.
Then I do my lessons.
This usually takes me about two hours.
At eight or nine o'clock I have supper.
I have some salad, a slice of sausage and bread, sour milk or cereal.
In the evening I listen to the radio or watch TV.
If the programme is not interesting, I go to the cinema or to the theatre.
Sometimes, I go for a walk with my friends.
We talk about different things and usually have a good time.
At 11 o'clock I go to bed.

Questions:

1. When do you get up?
2. What do you do in the bathroom?
3. What do you have for breakfast?
4. When do you get home after classes?
5. When do you go to bed?
6. What do you do after dinner?
7. What do you have for dessert?
8. What do you do in the evening?

Vocabulary:

to switch on (off) the radio — включать (выключать)

радио

to do morning exercises — делать утреннюю гимнастику

bathroom — ванная комната

to clean one's teeth — чистить зубы

to have breakfast (dinner, supper) — завтракать (обедать, ужинать)

lunch — второй завтрак

dining-room — столовая

to consist of — состоять из...

course — блюдо

for the first course — на первое

soup — суп

dessert — десерт

to wash up dishes — мыть посуду

slice — кусок, ломтик

sausage — колбаса

sour milk — кислое молоко

cereal — каша

My Week-day

I am very busy on my week-days.

My week-days do not differ much one from another.

On week-days my working day begins early in the morning.

My school starts at 8 o'clock, so I have to get up at 7, to be ready in time.

I never wake up myself, my mother always wakes me up.

Sometimes I do my morning exercises, then I rush to the bathroom.

I clean my teeth, wash my face.

The cold water makes me feel not so sleepy.

Then I go back to my room, make the bed.

I switch on my radio, usually I listen to radio.

I put on my clothes, comb my hair, put a little make-ups.

By that time my breakfast is ready (my mother cooks it for me).

At a quarter to eight I grab my bag and rush to my school.

My school starts at 8 o'clock and I don't like to be late.

Usually I have six or seven lessons a day, it lasts till 3 o'clock.

After each lesson there is a break, so I can talk to my friends or eat my sandwich.

When school is over I go home.

First of all I need to walk my dog.

Then I have my dinner and a little rest.

The teachers give us a lot of homework, so I start doing it about 16.30 or 17.00.

As a rule it takes me two or three hours to do my home assignments.

My parents get home about six o'clock.

We watch soapopera on TV, have supper together.

We share all the news, I tell about the lessons and school.

After it, I help my mother to do some work about the house — wash dishes, sweep the floor, clean the room.

Twice a week in evenings I go play tennis.

When I do not go to play tennis, I stay home and watch TV, listen to the music, read magazines.

Sometimes my friends call me and we go for a walk.

At eleven o'clock tired after a long working day I go to bed and fall asleep.

Questions:

1. What time do you get up on your week-days?
2. Do you usually do your morning exercises?
3. Who cooks your breakfast?
4. What time do you leave your house to go to school?
5. How many lessons do you have a day?
6. Do you usually do your homework?
7. What do you do in the evening?
8. What time do you go to bed?

Vocabulary:

to differ — отличаться

to wake up — просыпаться
sleepy — сонный
to switch on — включать
to grab — хватать
rush — мчаться
sandwich — бутерброд
to be over — заканчиваться
rest — отдых
to sweep — подметать
to be tired — устать

My Day off

When a school-girl I always envied those students who went to school five but not six days a week, as we did. So you may guess, I had the only day off — Sunday. On Sunday, I didn't have to hurry anywhere, that's why, I got up at nine or ten o'clock. I wasn't an early riser. I did my bed, washed myself and went to the kitchen. In the kitchen the table had already been laid and I always had something tasty on Sunday: fried potatoes, meat salad or my favourite applepies. After breakfast, if the weather was sunny, I usually didn't stay indoors, I went to see my friends. We often played volleyball or basket-ball in the yard and in winter if there was much snow out-of-doors we went skating and skiing in the woods. But sometimes the day happened to be rainy and gloomy. I preferred to be in watching TV, listening to music, reading books, speaking over the phone or just lying on the sofa idling away the time. Some of my classmates could watch all TV-programmes from morning till night, but I think it's rather boring, and I always felt sorry for those TV-addicts. It's much more interesting to play a game of chess with your grandfather, or help your mother about the house, or argue with your father about the latest events at home and abroad. In the evening, when all the family were together, we had some tea with a cake or biscuits, we listened to my younger sister playing the piano, sometimes we sang folk songs. Every Sunday, when I went to bed, I was thinking that the day had flashed past and the next week would bring new problems and their solution.

Questions:

1. What day was your day off?
2. When did you get up on Sunday?
3. Were you an early riser?
4. What did you have for breakfast on Sunday?
5. What did you do if the weather was sunny?
6. Did you like to stay indoors when the day was rainy and gloomy?
7. Do you think to watch TV from morning till night is rather boring?
8. What did you do in the evening?

Vocabulary:

to envy — завидовать
to guess — догадываться

I didn't have to hurry — мне не нужно было торопиться
an early riser — человек, поднимающийся рано
to wash oneself — умываться
to lay the table — накрывать на стол
tasty — вкусный
favourite — любимый
pie — пирог
to go skating and skiing — кататься на коньках и
лыжах
to happen — случаться
gloomy — мрачный
to speak over the phone — разговаривать по телефону
boring — утомительный, скучный
to feel sorry for smb. — жалеть кого-нибудь
to feel — чувствовать
TV-addicts — "телеманы"; люди, проводящие много вре-
мени перед телевизором
to play a game of chess — сыграть партию в шахматы
to argue — спорить

My Days off

I go to school five days a week, so I have two days off — Saturday and Sunday (I'm lucky, because some other pupils have the only one day off). During the week I am very busy, so I like to have a rest on weekend. I am not an early riser and it is a rare Saturday or Sunday when I get up before 9 o'clock. I enjoy staying in bed, when I don't have to hurry anywhere. We have late breakfast at 10 and watch TV. Usually we have something tasty: meat salad, fried potatoes, chicken, cake or pie. If the weather is fine, I usually do not stay indoors, I and my dog go outside. Often we go to the park and play there. If the weather is rainy and gloomy, I stay at home and watch TV, listen to the music, read the books. After dinner we go visit our grandparents or relatives, or just simply take a nap. Sometimes when my friends call me we go roller — blading near the Opera theatre I like roller — blading very much, I think it is a lot of fun. In the evenings I like to watch video and music programs. There is a big armchair in my room right beside the lamp with blue shade. If it is cold I like to sit there with cup of coffee and read. Sometimes I do something special on weekends: go to an art exhibition, to the theatre, to the concert. I always go to bed late on Sundays, and Monday morning is the nastiest thing through all the week. I like weekends very much, because I can rest and gain some energy for the next week.

Questions:

1. How many day offs do you have?
2. When do you get up on Sunday?
3. What do you usually do during weekends?
4. What do you do if the weather is sunny?
5. Do you spend a lot of time with your friends?
6. Do you watch TV a lot?
7. What time do you go to bed?
8. Do you like weekends?

Vocabulary:

lucky — удачливый

early riser — человек, встающий рано

to enjoy — наслаждаться

to hurry — торопиться

tasty — вкусный

pie — пирог

gloomy — мрачный

relative — родственник

take a nap — вздремнуть

exhibition — выставка

nasty — противный

Практическая работа №8

Тема 2.3. Прилагательные и наречия.

Степени сравнения прилагательных и наречий.

Цель работы: Изучение нового грамматического материала, умение использовать полученные знания в разговорной речи;

Ход работы: Изучение нового грамматического материала. Выполнение упражнений.

Прилагательные обозначают признаки предметов и отвечают на вопрос: какой?

A wide road. Широкая дорога. A tall tree. Высокое дерево. An interesting book. Интересная книга.

Наречия отвечают на вопрос: как?

He speaks English well. Он говорит по-английски хорошо.

Прилагательные и наречия имеют три формы степеней сравнения: положительную (positive degree), сравнительную (comparative degree), превосходную (superlative degree).

Формы сравнительной и превосходной степеней образуются двумя способами:

Способ 1. Если прилагательное односложное, форма его сравнительной степени образуется при помощи суффикса -er, а форма превосходной степени – при помощи суффикса -est.

Положительная степень	Сравнительная степень	Превосходная степень
strong (сильный)	stronger (сильнее)	the strongest (сильнейший)
cold (холодный)	colder (холоднее)	the coldest (самый холодный)

Некоторые двусложные прилагательные оканчивающиеся на -y, -er, -ow образуют степени сравнения так же, как и односложные, с помощью суффиксов -er и -est.

easy (легкий) – easier (более легкий, легче) – the easiest (самый легкий, легчайший)

Способ 2. От двусложных прилагательных и прилагательных состоящих из трёх или более слогов, сравнительная степень образуется при помощи слова more (less), а превосходная степень – при помощи слова most (least)

famous (знаменитый) – more (less) famous (более (менее) знаменитый) – the most famous (самый знаменитый)

interesting (интересный) – more interesting (более интересный) – the most interesting (самый интересный)

Запомните исключения при образовании степеней сравнения прилагательных:

Положительная степень	Сравнительная степень	Превосходная степень
good (хороший) well (хорошо)	better (более хороший, лучше)	the best (самый хороший, лучший)
bad (плохой)	worse (более плохой, хуже)	the worst (самый плохой, худший)
little (маленький)	less (меньше, меньший)	the least (самый маленький)
much / many (много)	more (больше)	most (больше всего, самый большой)
far (далекий) far (далеко)	farther (более далекий) further (дальше)	the farthest (самый далекий) the furthest (дальше всего)

Существительное, определяемое прилагательным в превосходной степени, всегда имеет определенный артикль.

В предложениях со степенями сравнения прилагательных и наречий используются следующие союзы: as ... as такой же ... как; not so ... as не такой ... как.

Exercises

1. Образуйте сравнительную и превосходную степень от следующих прилагательных и наречий.

1. large, tall, long, easy, hot, big, cold, nice, bad, strong, short, wide, good, happy, high, low, busy, well, little, many, far. 2. wonderful, necessary, quickly, interesting, comfortable, popular, active, famous, pleasant, beautiful, slowly, clearly,

2. Переведите предложения на русский язык.

1. This book is not so interesting as that one. 2. The Baltic Sea is not so warm as the Black Sea. 3. The more you read, the more you know. 4. My brother is not as tall as you are. 5. The earlier you get up, the more you can do. 6. Today the wind is as strong as it was yesterday. 7. Your room is as light as mine. 8. John knows Russian as well as English. 9. Mary is not so lazy as her brother. 10. The longer the night is, the shorter the day. 11. The less people think, the more they talk.

3. Раскройте скобки, употребив нужную степень прилагательного/наречия.

1. Winter is (cold) season of the year. 2. Moscow is (large) than St. Petersburg. 3. Which is (long) day of the year? 4. The Alps are (high) mountains in Europe. 5. Even (long) day has an end. 6. It is one of (important) questions of our conference. 7. Your English is (good) now. 8. Who knows him

(well) than you? 9. We have (little) interest in this work than you. 10. Health is (good) than wealth. 11. Your son worked (well) of all. 12. Today you worked (slowly) than usually.

4. Переведите предложения.

1. Чарльз Диккенс – один из самых известных писателей в мире. 2. Этот рассказ интереснее, чем тот. 3. Ваш дом выше нашего? Нет, он такой же высокий, как и ваш. 4. Это – самая прекрасная картина во всей коллекции. 5. Российская Федерация больше Великобритании. 6. Он сделал работу быстрее, чем вы. 7. Чем больше вы работаете, тем легче сдавать экзамены. 8. Его работа лучше вашей, но работа Анны – самая лучшая. 9. Россия – самая большая страна в мире. 10. Я живу не так далеко от института, как мой друг. 11. В июле столько же дней, сколько и в августе. 12. Самолет быстрее, чем поезд.

5. Раскройте скобки, употребляя требующуюся форму прилагательного.

1. This man is (tall) than that one. 2. Asia is (large) than Australia. 3. The Volga is (short) than the Mississippi. 4. Which building is the (high) in Moscow? 5. Mary is a (good) student than Lucy. 6. The Alps are (high) than the Urals. 7. This garden is the (beautiful) in our town. 8. She speaks Italian (good) than English. 9. Is the word "newspaper" (long) than the word "book"? 10. The Thames is (short) than the Volga. 11. The Arctic Ocean is (cold) than the Indian Ocean. 12. Chinese is (difficult) than English. 13. Spanish is (easy) than German. 14. She is not so (busy) as I am. 15. It is as (cold) today as it was yesterday. 16. She is not so (fond) of sports as my brother is. 17. Today the weather is (cold) than it was yesterday. 18. This book is (interesting) of all I have read this year. 19. January is the (cold) month of the year. 20. My sister speaks English (bad) than I do. 21. Which is the (hot) month of the year? 22. Which is the (beautiful) place in this part of the country? 23. This nice-looking girl is the (good) student in our group.

6. Раскройте скобки, употребляя требующуюся форму прилагательного.

1. Oil is (light) than water. 2. We shall wait for a (dry) day to go on the excursion. 3. A bus is (fast) than a tram. 4. Take some of these sweets: they are very (nice). They are (nice) than the sweets in that box. 5. He clearly did not like the explanation, and as he listened to it, he became (angry) and (angry). 6. He worked (hard) and (hard) as the end of the term came nearer. 7. The (tall) trees in the world grow in California. 8. Please be (careful) next time and don't spill the milk again. 9. Bobby was a (quiet) child. He was (quiet) than his sister. 10. Her eyes are (grey) than mine. 11. He was the (fat) man in the village. 12. As he went on, the box became (heavy) and (heavy). 13. My sister is the (tall) girl in her class. 14. Who is the (attentive) student in your group? 15. It is autumn. Every day the air becomes (cold), the leaves (yellow). 16. This is the (beautiful) view I have ever seen in my life. 17. Your handwriting is now (good) than it was last year; but still it is not so (good) as Nick's handwriting. Nick has a (good) handwriting than you. And of course Nellie has the (good) handwriting of all.

7. Переведите следующие предложения на английский язык.

1. Здание Московского университета - самое высокое в столице. 2. Наш город не такой большой, как Москва, но он такой же красивый. 3. Невский проспект — одна из самых красивых улиц Санкт-Петербурга. 4. Кто самый младший ученик в нашей группе? — Петров. Но он самый высокий. 5. Грамматика английского языка трудная, но английское

произношение труднее. 6. Магазины на нашей улице больше, чем магазины на вашей улице. 7. Наш телевизор такой же хороший, как этот. 8. Эта комната светлее той. 9. Погода сегодня хуже, чем вчера. Сегодня холоднее, и идет дождь. 10. Моя комната не такая большая, как комната моей подруги, но она светлее и теплее. 11. Какая из этих книг самая интересная? 12. Ноябрь не такой холодный месяц, как январь. 13. Мой отец — очень занятый человек. 14. Крым - одно из самых лучших мест для отдыха. 15. Сегодня он чувствует себя гораздо лучше.

Практическая работа №9

Тема 2.4. Моя любимая книга. Мой любимый фильм.

Цель работы: Развитие умения говорить на основе прочитанного, формирование навыков чтения и говорения;

Ход работы: Чтение и перевод текста. Беседа по теме.

My Favourite Book (Gone with the Wind)

I've recently read a book which has made a very deep impression on me. It's called *Gone with the Wind* and it makes really unforgettable reading. The author of the book is Margaret Mitchell. She was born in Atlanta, Georgia, into a family of the president of the Atlanta Historical Society. All the family were interested in American history and she grew up in an atmosphere of stories about the Civil War.

After graduating from college Margaret Mitchell worked for a time for the Atlanta Journal. In 1925 she got married. In the following ten years she put on paper all the stories she had heard about the Civil War. The result was *Gone with the Wind*. It was first published in 1936 and became the talking point of all America. In 1939 it was made into a highly successful film. Vivien Leigh and Clark Gable played the leading roles. Vivien Leigh won the Oscar. Everyone loved her high-spirited and beautiful heroine, Scarlett O'Hara.

The story is set around the time of the American Civil War (1861-65) when the Southern States went to war with the North to defend their way of life. It was a way of life in which rich gentry lived in large houses and owned huge areas of land, cultivated by black slaves. Scarlett O'Hara was born into one of these rich houses. When this way of life was destroyed and all her family's wealth taken away by the advancing Northerners, the spoiled, willful Scarlet had to grow up and use all her wit and intelligence — and beauty — to build a new life.

But *Gone with the Wind* is also about a love triangle. While Scarlett loves the quiet, gentlemanly Ashley Wilkes, the wild and decidedly ungentlemanly Rhett Butler is in love with her. After Ashley marries someone else, and after many adventures of her own, Scarlett does marry Rhett — but only for money.

The marriage is stormy and eventually Rhett walks out on her, but by that time Scarlett has realized that she loves him after all. Scarlett thinks of some way of getting him back, but we never know if she does.

Margaret Mitchell never wrote a sequel to answer this burning question.

What is your favourite book? Write a small essay and prepare a presentation.

My Favourite Film (Titanic)

As you know, the 3-hour-14-minute film "Titanic" is no mere disaster movie. It's an epic love story about a 17-year-old American aristocrat who is betrothed to a rich and hateful suitor but falls in love with a free-spirited artist, who won his third-class passage in a card game. It's "Romeo and Juliet" on a sinking ship and has become an international sensation. "Titanic" is also a movie about money and its evils. With fine irony, Cameron has spent more dollars than any other filmmaker to make a film that denounces the rich. The \$8,4 million costume budget alone would finance several independent movies. Production designer Peter Lamont copied the real Titanic down to the exact shade of green on the chairs in the smoking lounge. The sumptuous sets have made-to-order replicas of the china, the stained-glass windows — and since all of it was going to be destroyed, nothing could be rented. "To the best of our knowledge, there was no violation of historical truth", says Cameron. "We have a great responsibility. Whatever we make, will become the truth, the visual reality that a generation will accept", says Cameron. The special effects are in the service of the story. In the 80-minute sinking of the ship, you don't wonder what's real and what's computer-generated. What you feel is the horror of the experience, the depths of the folly that left this "unsinkable" ship so vulnerable to disaster. While the women and children are loaded into lifeboats (there were only enough for half the 2,200 passengers), the third-class passengers are locked. Cameron makes terrifying poetry out of chaos with images of the ship breaking in half, the deck rising perpendicular to the water as passengers bounce off the ship's giant propellers into the freezing ocean. But it is the love between the unhappy Rose and the sanguine, openhearted Jack that occupies stage center. Is it the great love story Cameron so desperately wanted to make? Not quite. Visually, his lovers are an odd match: next to DiCaprio's boyish beauty, Kate Winslet looks womanly. And once the disaster strikes, their individual fates become overwhelmed by the communal horror. Our hearts, at least, couldn't but break once these lovestruck kids were surrounded by floating frozen corpses. Cameron's strength is in painting canvases with broad strokes, and for 194 minutes beholds you in his grip. This is one grand entertainment — old-fashioned filmmaking brought up to date with the most spectacular technology available. Cameron says today that if he had known what it would take to bring his vision to the screen, he would have stopped before he started. But "regret" is not in the guy's vocabulary.

What is your favourite film? Write a small essay and prepare a presentation.

Практическая работа №10

Тема 2.5. Имя существительное.

Множественное число существительных

Цель работы: Изучение нового грамматического материала, умение использовать полученные знания в разговорной речи;

Ход работы: Изучение нового грамматического материала. Выполнение упражнений.

Имя существительное — это знаменательная часть речи, обозначающая предмет в самом широком смысле. Например, существительные могут обозначать вещи (car, pen), живых существ (cat, human), места (Norway, mountain, Moscow), материалы (copper, cloth),

процессы (life, laughter), состояния (rest, sleep), абстрактные понятия (beauty, evil) и качества (kindness, bravery).

Множественное число имен существительных образуется путем:

1. Добавления окончания **-s** к существительному

<i>a cat</i>	<i>cats</i>
<i>a sea</i>	<i>seas</i>
<i>a boy</i>	<i>boys</i>
<i>a book</i>	<i>books</i>
<i>a pen</i>	<i>pens</i>
<i>a girl</i>	<i>girls</i>

2. Добавления окончания **-s** к существительным, оканчивающимся на гласную + **y**

<i>turkey</i>	индюк	<i>turkeys</i>
<i>monkey</i>	обезьяна	<i>monkeys</i>
<i>day</i>	день	<i>days.</i>

3. Замены **y** на **i** и добавления **-es** к существительным, оканчивающимся на согласную + **y**

<i>a fly</i>	муха	<i>flies</i>
<i>a lady</i>	леди	<i>ladies</i>
<i>a body</i>	тело	<i>bodies</i>
<i>a country</i>	страна	<i>countries</i>
<i>a company</i>	компания	<i>companies</i>
<i>a party</i>	партия	<i>parties</i>
<i>a baby</i>	младенец	<i>babies.</i>

4. Добавления окончания **-es** к существительным, оканчивающимся на **s, x, z, ch** and **sh**

<i>mass</i>	масса	<i>masses</i>
<i>class</i>	класс	<i>classes</i>
<i>box</i>	коробка	<i>boxes</i>
<i>buzz</i>	звонок	<i>buzzes</i>
<i>watch</i>	часы	<i>watches</i>
<i>match</i>	спичка	<i>matches</i>
<i>dish</i>	блюдо	<i>dishes</i>
<i>crash</i>	крушение	<i>crashes.</i>

5. Замены **f** на **v** и добавления окончания **-es** к существительным, оканчивающимся на **f** и **fe**

<i>knife</i>	нож	<i>knives</i>
<i>wife</i>	жена	<i>wives</i>
<i>life</i>	жизнь	<i>lives</i>
<i>half</i>	половина	<i>halves</i>
<i>shelf</i>	полка	<i>shelves</i>
<i>wolf</i>	волк	<i>wolves.</i>

Но не всегда. *Исключениями* являются:

<i>belief</i>	вера	<i>beliefs</i>
<i>chief</i>	шеф	<i>chiefs</i>
<i>chef</i>	шеф-повар	<i>chefs</i>

<i>cliff</i>	утес	<i>cliffs</i>
<i>roof</i>	крыша	<i>roofs.</i>

6. Добавления **-s** или **-es** к существительному, оканчивающемуся на **o**

<i>piano</i>	пианино	<i>pianos</i>
<i>potato</i>	картофель	<i>potatoes</i>
<i>tomato</i>	помидор	<i>tomatoes</i>
<i>hero</i>	герой	<i>heroes.</i>

Ряд существительных образуют множественное число **не по общим правилам**:

а) изменяется корневая гласная:

<i>a man</i>	мужчина	<i>men</i>	мужчины
<i>a woman</i>	женщина	<i>women</i>	женщины
<i>a foot</i>	нога	<i>feet</i>	ноги
<i>a tooth</i>	зуб	<i>teeth</i>	зубы
<i>a goose</i>	гусь	<i>geese</i>	гуси
<i>a mouse</i>	мышь	<i>mice</i>	мыши.

б) добавляется окончание **-en**:

<i>an ox</i>	бык	<i>oxen</i>	быки
<i>a child</i>	ребенок	<i>children</i>	дети.

в) заимствуются формы единственного и множественного числа из латинского и греческого языков:

<i>a formula</i>	формула	<i>formulae (formulas)</i>	формула
<i>a crisis</i>	кризис	<i>crises</i>	кризисы
<i>a criterion</i>	критерий	<i>criteria</i>	критерии
<i>a bacterium</i>	бактерия	<i>bacteria</i>	бактерии
<i>a datum</i>	данное	<i>data</i>	данные
<i>an index</i>	индекс	<i>indices</i>	индексы.

В английском языке есть существительные, которые имеют одну (общую) форму для единственного и множественного числа:

<i>a deer</i>	олень	<i>deer</i>	олени
<i>a sheep</i>	овца	<i>sheep</i>	овцы
<i>a fish</i>	рыба	<i>fish</i>	рыбы
<i>a swine</i>	свинья	<i>swine</i>	свиньи
<i>moose</i>	лось	<i>moose</i>	лоси
<i>bison</i>	бизон	<i>bison</i>	бизоны.

Некоторые существительные могут употребляться в форме только единственного либо множественного числа.

Только в единственном числе употребляются слова:

money — деньги

sugar — сахар

hair — волосы

business — дело

information — информация, сведения

progress — прогресс, успехи

news — новость, новости

peace — мир

love — любовь

knowledge — знание, знания

advice — советы

furniture — мебель

luggage — багаж

fruit(s) — фрукты.

Только во множественном числе употребляются слова:

clothes — одежда

goods — товары

riches — богатства

thanks — благодарность

manners — манеры.

Только во множественном числе употребляются обозначения предметов, состоящих из двух и более частей:

trousers — брюки

glasses — очки

scissors — ножницы

shorts — шорты

pliers — плоскогубцы.

Exercises

1. Поставьте следующие существительные во множественное число (не забудьте, что перед множественным числом неопределенный артикль нужно опустить),

A table, a plate, a fox, a room, a lady, a knife, a chair, a bus, a Negro, a match, a way, a house, a family, a flag, a town, a wolf, a country, a lion, a park, a play.

2. Поставьте следующие существительные во множественное число (обратите внимание на артикли: неопределенный артикль во множественном числе опускается, определенный артикль сохраняется).

A star, a mountain, a tree, a shilling, a king, the waiter, the queen, a man, the man, a woman, the woman, an eye, a shelf, a box, the city, a boy, a goose, the watch, a mouse, a dress, a toy, the sheep, a tooth, a child, the ox, a deer, the life, a tomato.

3. Поставьте следующие словосочетания во множественное число.

This tea-cup, this egg, that wall, that picture, this foot, that mountain, this lady, that window, this man, that match, this knife.

Запомните:

this is — these are that is — those are there is — there are it is — they are

4. Поставьте следующие предложения во множественное число.

1. This is a star. 2. This is a boy. 3. This is a baby. 4. That is a plate. 5. That is a flower, j 6. That is a bookshelf. 7. Is this a sofa? 8. Is this a bookcase? 9. Is this a man? 10. Is that a ball? 11. Is that a train? 12. Is that a plane? 13. Is the window open? 14. Is the door closed? 15. Is the boy near the window? 16. That is not a king, 17. That is not a queen. 18. That is not a bus. 19. This isn't a mountain. 20. That isn't a goose. 21. This isn't a mouse. 22. It is a sheep. 23. It is a cigarette. 24. It is a cat. 25. It is not a girl. 26. It isn't a bag. 27. It isn't a tree. 28. It is not a bad egg. 29. It is a good egg. 30. Is that a flower?

5. Поставьте следующие предложения во множественное число.

1. This man is an engineer. 2. That woman is my sister. 3. This child is my son, 4. That goose is big. 5. This mouse is white. 6. This man is a doctor. 7. That woman is my cousin. She is a teacher 8. That girl is my niece. She is a pupil. 9. This girl has a blue sweater. 10. This boy has a good coat. 11. My uncle has a large flat. 12. There is a table in the room. 13. I have a good pen. My pen is in my pocket. 14. There is a flower in the vase. 15. This child's foot is sore.

Упр. 6. Поставьте следующие предложения во множественное число.

1. This room is very large. 2. There is a match in the box. 3. Has this lady a knife? 4. There is a man and a woman in the street. 5. This lady is that gentleman's wife. 6. This shoe is too large for my foot. 7. The child is sitting on a bench. 8. My tooth is white. 9. This key is made of steel. 10. A potato is a vegetable and a cherry is a fruit. 11. This is my friend's study. 12. His child studies very well. 13. This man works at our office. 14. There is a new house in our street. 15. This story is very interesting. 16. I have hurt my foot. 17. The wolf has been shot. 18. He keeps his toy in a box. 19. Put this knife on that table. 20. There was a lady, a gentleman, a boy and a girl in the room.

Практическая работа №11

Тема 2.6. Еда. Покупки.

Цель работы: Развитие умения поиска специфической информации; развитие умения говорить на основе прочитанного, формирование чтения и говорения;

Ход работы: Введение новой лексики. Выполнение упражнений. Работа с текстом.

1. Распределите слова по группам:



apples, tomatoes, pears, beans, carrots, strawberries, onions, potatoes, grapes, bananas, grapefruit, lettuce, beer, cucumbers, aubergines, olives, meat, fish, bread, eggs, chocolate, nuts, croissants, cereal, cream, cheese, toast, wine, biscuits, fruit, crisps, sweets, yoghurt, rice, butter, garlic, sweet peppers, salt, vinegar, oil, milk, juice, pizza, pasta, duck, salmon, peaches, prawns, sausages, trout, instant coffee, chicken, honey, jam, soup, beef, water, peas, pie, tuna, courgettes, spinach, oranges, snails, lamb.

fruit	vegetables	meat	fish/seafood	dairy products	drinks	other types of food

2. Заполните пропусками предложенными словами:

Fresh, frozen, home-made, low-fat, raw, spicy, sweet, takeaway

- 1) I love my mom's cooking. food is always the best.
- 2) Indian food like curry is very
- 3) Sushi is made with fish.
- 4) Food which is kept very cold is
- 5) food is food you buy at a restaurant and take home to eat.

- 6) People on a diet often try to eat food.
- 7) These eggs are , I bought them today.
- 8) This tea's very..... . You've put too much sugar in it!
- 9) Eat plenty of fruit and vegetables.
- 10) These fish are often eaten

3. Прочитайте тексты и переведите их на русский язык.

The Celik family (Istanbul, Turkey) Melahat and her husband live with their three children and Melahat's mother. All meals are freshly prepared by Melahat, and she buys their food at an open-air market in Istanbul's Golden Horn district. She gets fresh fish and beef there, and it's a particularly good place to buy fruit and vegetables which are so important in their diet. In a typical week, Melahat buys a kilo of peppers and onions, two kilos each of carrots, aubergines, peas, olives and courgettes; five kilos of spinach, ten kilos of potatoes, six kilos of oranges and one of bananas. They eat large quantities of rice and bread – 25 loaves a week. They don't buy any frozen food, but they drink instant coffee and twelve cans of cola a week, plus orange juice, yoghurt drinks and eight bottles of beer.

The Caven family (California, USA) Regan and Craig Caven are a typical American family – two incomes, two cars, and two children, Trisha, 5 and Andrew, 3. As they both work, they shop at weekends, usually in supermarkets. They often have salads and there is always a lot of fresh fruit: two kilos each of apples and bananas, and one kilo each of oranges and grapes is typical in the weekly shopping. They eat fresh chicken and beef, but only buy fish (tuna) in cans. They spend a lot on drinks: 340 g of instant coffee, four litres of milk, two litres

each of apple and orange juice, five litres of bottled water and 25 diet colas, but no alcohol. During the week, frozen food is a large part of their diet – three and a half kilos of frozen prepared meals and a family-sized frozen pizza. It is only at weekends that the family makes time for home-cooked meals; pasta is very popular with the children.

4. Ответьте на вопросы.

- a. Where do the families buy their food?
- b. Which family eats more fresh food?
- c. Which family's food do you prefer? Why?
- d. What food do you usually buy?

5. Прочитайте интервью с Элис и Викторией. Соотнесите вопросы 1-6 с ответами A-F.

- a. Is food a pleasure for you?
- b. What do you normally eat in a typical day?
- c. Do you ever cook?
- d. Do you ever eat "unhealthy" food? How do you feel about it?
- e. Are you trying to cut down on anything at the moment?
- f. Are people's diets in your country getting better or worse?

Alice is a lawyer from the United States

A I think people are trying to improve their diets, but they are doing it the

_____ wrong way by following diets like the Atkins diet. Personally, I don't think it's very healthy to cut out entire groups of food like carbohydrates.

B Not very often. I don't have the time or talent to cook full meals. I usually *heat up* a frozen meal or order a *takeaway*.

C Sometimes I get fast food for lunch. I have to admit that I love French fries. I feel terrible about it afterwards, but I don't do it very often.

D I usually have a bowl of cereal or toast for breakfast. For lunch I eat at a restaurant near my office. I prefer Japanese or Indian food. I usually eat rice with fish and vegetables, *soup* or *sushi*. I don't eat meat, but I eat a lot of fish. In the evening, I just have something light at home.

E_____ I am trying to cut down on the amount of *fat* I eat. I'm also trying to eat more *wholemeal* bread.

F_____ Not really. I enjoy certain kinds of food, but most meals are just fuel to keep me going through the day.

Victoria is an IT consultant from France

A Yes, I cook every evening for my family. I often make soup or traditional

_____ French dishes like "boeuf bourguignon", which is a kind of beef and red wine *stew*, and then we have cheese and salad. It may seem a lot but we don't eat big *portions*. What's important for me is quality, not quantity.

B Yes, I'm trying to eat less chocolate.

C I think people's diets are getting worse and worse. It's quite strange because we have a lot of information now about how bad fast food is for you. I'm afraid it's a problem in a lot of European countries.

D Not at home. I think most of the food I cook is healthy, but occasionally when I *eat out* I have something unhealthy, but it doesn't worry me.

E Yes, definitely. For me good meals with the family make me happy!

F I'm quite traditional and I have three main meals a day. For breakfast, I like hot chocolate, and bread and butter with *honey* or jam. For lunch, I often eat in a restaurant with my colleagues. I usually have vegetables and meat or fish but I love pasta and rice too. In the

afternoon, I have fruit with biscuits or a piece of chocolate. In the evening, I have a proper meal with my family.

6. Прочитайте интервью ещё раз, ответьте на вопросы.

Who ...?

- a. often eats in restaurants
- b. eats quite a lot of sweet things
- c. eats ready-prepared food
- d. cooks big meals at home
- e. enjoys eating
- f. feels bad when she eats unhealthily
- g. is trying to eat less of something
- h. prefers having good food to having a lot of food
- i. is negative about eating habits in her country

7. Соотнесите выделенные слова и фразы из упр. 5 с их определениями.

- a. _____ to have a meal in a restaurant, not at home;
- b. _____ a sweet food made by bees;
- c. _____ the quantity you eat of a kind of food during a meal;
- d. _____ to make cold food hot;
- e. _____ food you buy from a restaurant to eat at home;
- f. _____ food from animals or plants used for cooking, e.g. oil, butter;
- g. _____ food prepared in a particular way, e.g. sushi, lasagna, etc.;
- h. _____ made from brown flour;
- i. _____ a liquid food, often made of vegetables, e.g. tomatoes, onions;
- j. _____ meat cooked for a long time in liquid, usually with vegetables.

8. Прочитайте текст и переведите его на русский язык.

STREET FOOD AROUND THE WORLD: THE ORIGINAL FAST FOOD!

Belgium : Home of French Fries

You can find French fried potatoes all over the world, but as Belgians will tell you, they, not the French, invented this popular street food, back in the seventeenth century. The Belgian city of Antwerp has the world's only French fries museum.

Crispy French fries, eaten from a paper cone with salt and plenty of mayonnaise are the Belgians' favourite snack. They are sold at special kiosks all over major towns. The secret of perfect French fries is that they are fried not once, but twice, in hot oil – the first time to cook the inside, and second time to give a perfect, golden outside.

Morocco : Food as theatre

Street food in the main square of Marrakesh, Morocco is like an exciting performance. As the sun sets at the end of the day, street sellers set up their charcoal grills and the air is filled with smoke and delicious smells of cooking. Crowds of locals and tourists sit on wooden benches and eat off paper plates, surrounded by the sights, smells and tastes of African culture: *harira*, for example, a rich soup made with lamb and spices. Or how about sheep's head or tiny boiled snails, served with a toothpick?

Australia : Fancy a pie floater?

Feeling hungry? No visit to South Australia is complete without trying the local speciality – a pie floater. They are traditionally sold at roadside kiosks, some of which stay open all night. It consists of a meat pie floating (usually upside down) in a thick green pea soup. Finally, the pie is covered with plenty of bright red tomato ketchup. Enjoy!

Mexico : The food of the people

It's lunchtime in Mexico City and everywhere people are queuing up for Mexico's favourite fast food *tacos*. They're soft corn pancakes served with a variety of fillings, such as chicken, beef or vegetables, and then covered with spicy sauce, lettuce and sour cream. "The best Mexican food is the food of the people," says Jose Iturriaga, who has written more than twenty books on Mexican food. And the city's best taco? "It's a taco made from cows' eyes," says Jose. "It's extraordinary".

Практическая работа №12

Тема 2.7. Исчисляемые/неисчисляемые существительные

Цель работы: Изучение нового грамматического материала, умение использовать полученные знания в разговорной речи;

Ход работы: Изучение нового грамматического материала. Выполнение упражнений.

Исчисляемые существительные легко узнать. Они обозначают предметы, которые мы можем сосчитать. Например: ручка. Мы можем посчитать ручки. Их может быть одна, две, три или большее количество ручек. Вот некоторые примеры исчисляемых существительных:

<i>dog</i>	собака	<i>bottle</i>	бутылка
<i>cat</i>	кот	<i>box</i>	коробка
<i>animal</i>	животное	<i>litre</i>	литр
<i>man</i>	мужчина	<i>coin</i>	монета
<i>person</i>	человек	<i>dollar</i>	доллар
<i>cup</i>	чашка	<i>plate</i>	тарелка
<i>fork</i>	вилка	<i>table</i>	стол
<i>chair</i>	стул	<i>suitcase</i>	чемодан
<i>bag</i>	сумка		

Неисчисляемые существительные обозначают вещества, понятия и т. д., то есть то, что не может делиться на отдельные элементы. Мы не можем посчитать их. Например, мы не можем посчитать «молоко». Мы можем посчитать «бутылки молока» или «литры молока», но мы не можем непосредственно посчитать «молоко». Вот некоторые примеры неисчисляемых существительных:

<i>music</i>	музыка	<i>rice</i>	рис
<i>art</i>	искусство	<i>sugar</i>	сахар
<i>love</i>	любовь	<i>butter</i>	масло
<i>happiness</i>	счастье	<i>water</i>	вода
<i>advice</i>	совет	<i>air</i>	воздух
<i>information</i>	информация	<i>electricity</i>	электричество
<i>news</i>	новости	<i>gas</i>	газ
<i>furniture</i>	мебель	<i>money</i>	деньги
<i>luggage</i>	багаж	<i>currency</i>	валюта

Неисчисляемые существительные обычно употребляются в единственном числе, поэтому используется глагол в единственном числе. Например:

This news is very important. — Эти новости очень важны.

Your luggage looks heavy. — Ваш багаж выглядит тяжелым.

С неисчисляемыми существительными обычно не используется неопределенный артикль *a/an*. Нельзя сказать «an information» или «a music». Но можно сказать:

a piece of news новость

a bottle of water бутылка воды

a grain of rice зерно риса

Напитки (кофе, вода, чай) обычно неисчисляемые существительные. Но мы можем сказать (напр., в ресторане): *Two teas and one coffee, please.* — Два чая и один кофе, пожалуйста.

Much, many, little, a little, few, a few с исчисляемыми и неисчисляемыми существительными

В английском языке выделяют следующие местоименные прилагательные:

much, many - "много"

little, few - "мало"

Much, little определяют неисчисляемые существительные:

There is much snow in the street. На улице много снега

There is little sugar in my tea. В моём чае мало сахара.

Many, few - ставятся перед исчисляемыми существительными:

There are many spoons on the table, but there are few knives on it.

На столе много ложек, но мало ножей.

Little, few в сочетании с неопределённым артиклем образуют устойчивые сочетания со следующими значениями:

a few - "несколько"

a little - "немного"

A little - "немного" и a few - "несколько" употребляются в смысле "некоторое, хотя и небольшое количество", в то время как little и few - "мало" употребляются в смысле "недостаточно, почти нет".

I've got little time. У меня мало времени.

I've got a little time. У меня есть немного времени.

He has few friends. У него мало друзей.

He has a few friends. У него есть несколько друзей.

Наряду с местоименными прилагательными в значении "много" употребляются сочетания: a lot of, lots of, plenty of - как с исчисляемыми, так и с неисчисляемыми существительными, обозначающими явления природы (snow, rain), вещество (ink, water, salt), абстрактные понятия (love, beauty, inclination):

There are a lot of English books in my library. В моей библиотеке много английских книг.

There is a lot of rain this autumn. Этой осенью много дождей.

There are lots of roses in this garden. В этом саду много роз.

We have lots of snow this winter. Этой зимой много снега.

There are plenty of pictures in his studio. В его студии много картин.

We have plenty of time. У нас много времени.

Exercises.

1. Распределите следующие существительные на две группы.

paper – bottle – porridge – happiness – pencil – coffee – girl – work – job – plate – dog – meat – news – apricot – toothpaste – time – bedroom – money – magazine – information – honey – metal – child – yoghurt – rice – spaghetti – water – air – spoon – mustard – egg – chair – shampoo – raincoat – flower – flour – bread – soap – toy – food – knowledge – garden – oil – furniture – friend

Исчисляемые:

Неисчисляемые:

2. Поставьте How many? или How much?

1. ... salt do you usually put in the soup?
2. ... cups of tea shall I bring?
3. ... films did you see?
4. ... friends has he got?
5. ... free time do we have?
6. ... juice is there in the fridge?
7. ... money did they spend?
8. ... tomatoes are there in the bag?
9. ... kilos of potatoes did you buy?
10. ... slices of cheese are left on the plate?

3. Вставьте в предложения few/ little:

1. There are students who love you.
2. Where are my possessions?
3. musicians would deny his talent.
4. There's too snow.
5. rain falls at this time of year.
6. I have interests outside my work.
7. You'll have so time tomorrow!
8. There are like her in the group.
9. employees want low-paid jobs.

10. There's very milk in the bottle.

4. Вставьте в предложения few/a few/fewer/little/a little:

1. I suppose she has choice.
2. I will eat bread.
3. We should have used eggs.
4. recent films have been screened.
5. There were more important things I'd like to tell them.
6. I'm so sorry, I'm going to be minutes later.
7. There are elephants than there used to be.
8. There's always snow at this time of year.
9. children have read the article, and even understand it.
10. It was a village of than 500 inhabitants.

Практическая работа №13

Тема 2.8. Притяжательный падеж существительных

Цель работы: Изучение нового грамматического материала, умение использовать полученные знания в разговорной речи;

Ход работы: Изучение нового грамматического материала. Выполнение упражнений.

Притяжательный падеж существительных, обозначающих людей и животных, образуется путем добавления к существительному апострофа и окончания (*'s*). Например: *John's car, the cat's milk, the dog's tail.*

Притяжательный падеж существительных, обозначающих предметы, образуется с помощью предлога *of*. Например: *The pupils of my class. The door of the car.*

К существительным во множественном числе, уже имеющим окончание *s*, добавляется только апостроф (*'*). Например: *my parents' car, my grandparents' house.*

The child's toys — The children's toys
The boy's books — The boys' books

1. Перефразируйте следующие словосочетания и предложения, употребляя притяжательный падеж.

1. The children of John Turner. 2. The questions of my son. 3. The wife of my brother. 4. The name of this man. 5. The voice of this girl. 6. The car of my parents. 7. The room of my friend. 8. The handbags of these women. 9. The flat of my sister is large. 10. The children of my brother are at home. 11. The room of the boys is large. 12. The poems of Lermontov.

2. Перефразируйте следующие словосочетания и предложения, употребляя притяжательный падеж.

1. The room of my friend. 2. The questions of my son. 3. The wife of my brother. 4. The table of our teacher. 5. The poems of Pushkin. 6. The voice of this girl. 7. The new club of the workers. 8. The letter of Pete. 9. The car of my parents. 10. The life of this woman. 11. The handbags of these women. 12. The flat of my sister is large. 13. The children of my brother are at home. 14. The room of the boys is large. 15. The name of this girl is Jane. 16. The work of these students is interesting.

3. Переведите на английский язык, употребляя притяжательный падеж.

1. Он показал мне письмо своей сестры. 2. Она взяла коньки своего брата. 3. Дайте мне тетради ваших учеников. 4. Принесите вещи детей. 5. Вчера дети нашли птичье гнездо. 6. Это семья моего друга. Отец моего друга инженер. Мать моего друга преподаватель. 7. Чья это сумка? - Это сумка Тома. 8. Чьи это словари? - Это словари студентов. 9. Вы видели книгу нашего учителя? 10. Мне нравится почерк этого мальчика. 11. Я слышу голос моей сестры. 12. Она открыла окно и услышала смех и крики детей. 13. Она поставила мокрые сапоги мальчиков к печке. 14. Это бабушкино кресло.

4. Переведите на английский язык, употребляя притяжательный падеж.

1. Чья это книга? — Это книга Петра. 2. Мэри взяла книги своего брата. 3. Дайте мне работы учеников, пожалуйста. 4. Это офис нашего директора. 5. Это семья моего друга. Отец моего друга учитель. Мать моего друга врач. 6. Чьи это письма? — Это письма моих друзей.

Раздел 3. Англоговорящие страны: особенности и достопримечательности.

Практическая работа №14

Тема 3.1. Великобритания

Цель работы: Развитие умения поиска специфической информации; развитие умения говорить на основе прочитанного, формирование чтения и говорения;

Ход работы: Выполнение теста на знание социокультурной информации о стране. Чтение и перевод текста. Составление диалогов.

Тест на знание социокультурной информации о стране

The United Kingdom of Great Britain and Northern Ireland

1. Which one is the official name of the country?
 - a) England
 - b) Great Britain
 - c) The United Kingdom of Great Britain and Northern Ireland
2. What channel separates the United Kingdom of Great Britain and Northern Ireland from the continent?
 - a) North Channel
 - b) English Channel
 - c) St. George's Channel
3. What seas is the UK washed by?
 - a) North Sea
 - b) Irish Sea
 - c) Caribbean Sea
4. How many countries does the UK consist of?
 - a) 3
 - b) 4
 - c) 2
5. Match the country of the UK and its capital:
 1. England
 2. Wales
 3. Northern Ireland
 4. Scotland
 1. Belfast
 2. Edinburgh
 3. London
 4. Cardiff
6. Which is the highest mountain in the UK?
 - a) Cape Horn
 - b) Ben Nevis
 - c) Everest
7. What are the most important rivers for the UK?
 - a) the Thames
 - b) the Ohio
 - c) the Severn
8. Who rules Britain officially?
 - a) the Queen
 - b) Prime Minister
 - c) the King
9. How many chambers does the British Parliament have?
 - a) 3
 - b) 5
 - c) 2
10. The capital of the UK is:
 - a) Dublin
 - b) London
 - c) Newcastle
11. Who rebuilt St. Paul's Cathedral?
 - a) Edward the Confessor
 - b) Lord Mayor
 - c) Sir Christopher Wren
12. Traditionally London is divided into ... parts.

- a) 6
 - b) 4
 - c) 3
13. The Tower has served as ...
- a) citadel
 - b) palace
 - c) prison
14. What is Buckingham Palace famous for?
- a) It is the biggest museum in London
 - b) It is the Queen's official London residence.
 - c) There are memorials to Wellington and Nelson.
15. Match the name of the famous English writer and his work:
- 1) J. Swift
 - 2) R. Burns
 - 3) J. London
 - 4) G. Chaucer
- a) "The Canterbury Tales"
 - b) "Martin Eden"
 - c) "My heart's in the Highlands"
 - d) "Gulliver's Travels"
16. What holiday do the English celebrate on October, 31?
- a) Boxing day
 - b) Halloween
 - c) Thanksgiving day
17. For breakfast Englishman always have ...
- a) porridge
 - b) haggis
 - c) omelet
18. Who sits in the British Parliament on a wool-sack covered with red cloth?
- a) the Queen
 - b) the Lord-Chancellor
 - c) Prime Minister
19. According to the tradition the faces of Big Ben are light when ...
- a) New Year comes
 - b) the weather changes
 - c) the Parliament works
20. What park is the most famous in London?
- a) Kensington Gardens
 - b) St. Jame's Park
 - c) Hyde Park

The United Kingdom of Great Britain and Northern Ireland.

The United Kingdom of Great Britain and Northern Ireland is situated on two large islands called the British Isles. The larger island is Great Britain, which consists of three parts: England, Scotland and Wales. The smaller island is Ireland and there are about five thousand small islands.

The country's shores are washed by the Atlantic Ocean, the North Sea and the Irish Sea. The English channel separate Great Britain from the continent.

The total area of the U.K. is 244.00 square kilometers with a population of 56 million. It is one of the most populated countries in the world. The average density of population is very high: about 220 people per square kilometer. The greater part of the population is urban. About 80 percent of people live in numerous towns and cities. More than seven million people live in

London area. Very often the inhabitants of The United Kingdom and Northern Ireland are called English.

The surface of the British Isles varies very much. There are many mountains in Scotland, Wales and northwest of England but they are not very high. Ben Nevis in Scotland is the highest mountain. The northern part of Scotland is mountainous and is called the Highlands. Scotland is also famous for its beautiful lakes, which are called Lochs.

The mountains in G.B. are not very high. There are many rivers in G.B., but they are not very long. The Thames is the deepest, the longest and the most important river in England.

The climate of G.B. is mild. It is not very cold in winter and hot in summer. The average temperature in January is about 5°C above zero. February is the coldest month in the year. The summers are cool and rainy. July is the warmest month. There is much rain and fog in autumn and winter. October is the rainiest month in the year.

The Union Jack

This is the popular name given to the flag of Great Britain. Actually it is called the Union Flag and it is a mixture of several flags.

It all began in 1606 when Scotland was joined to England and Wales. The Scottish flag, St Andrew's Cross, blue with a white cross from corner to corner, was joined to the English Flag, St George's Cross, white with a red cross. The flag of St George can still be seen on churches in England.

Later, in 1801, when Ireland was joined to the Union, as it was called, the Irish Flag of St Patrick's Cross was added, white with a red cross from corner to corner.

In this way the English people got the Union Flag, which is red, white and blue. King James the Third (1566—1622) ordered that the Union Flag should be flown on the main mast of all British ships, except on ships of war. Here the flag was flown at the front of the ships, on what was called the bowsprit. The end of the bowsprit was called the Jack Star and so we get the name of Union Jack. A "jack", by the way, is an old word for the sailor. The Union Jack is also on the flags of Australia and New Zealand.

The British Parliament

The British Parliament is the oldest in the world. It originated in the 12th century as Witenagemot, the body of wise councillors whom the King needed to consult pursuing his policy. The British Parliament consists of the House of Lords and the House of Commons and the Queen as its head. The House of Commons plays the major role in law-making. It consists of Members of Parliament (called MPs for short). Each of them represents an area in England, Scotland, Wales and Ireland. MPs are elected either at a general election or at a by-election following the death or retirement. Parliamentary elections are held every 5 years and it is the Prime Minister who decides on the exact day of the election. The minimum voting age is 18. And the voting is taken by secret ballot. The election campaign lasts about 3 weeks. The British parliamentary system depends on political parties. The party which wins the majority of seats forms the government and its leader usually becomes Prime Minister. The Prime Minister chooses about 20 MPs from his party to become the cabinet of ministers. Each minister is responsible for a particular area in the government. The second largest party becomes the official opposition with its own leader and "shadow cabinet". The leader of the opposition is a recognized post in the House of Commons. The parliament and the monarch have different roles in the government and they only meet together on symbolic occasions, such as coronation of a new monarch or the opening of the parliament. In reality, the House of Commons is the one of three which has true power. The House of Commons is made up of six hundred and fifty elected members, it is presided over by the speaker, a member acceptable to the whole house. MPs sit on two sides of the hall, one side for the governing party and the other for the opposition. The first 2 rows of seats are occupied by the leading members of both parties (called "front benches") the back benches belong to the rank-and-life MPs. Each session of the House of

Commons lasts for 160-175 days. Parliament has intervals during his work. MPs are paid for their parliamentary work and have to attend the sittings. As mention above, the House of Commons plays the major role in law making. The procedure is the following: a proposed law ("a bill") has to go through three stages in order to become an act of parliament, these are called "readings". The first reading is a formality and is simply the publication of the proposal. The second reading involves debate on the principles of the bill; it is examination by parliamentary committee. And the third reading is a report stage, when the work of the committee is reported on to the house. This is usually the most important stage in the process. When the bill passes through the House of Commons, it is sent to the House of Lords for discussion, when the Lords agree it, the bill is taken to the Queen for royal assent, when the Queen sings the bill, it becomes act of the Parliament and the Law of the Land. The House of Lords has more than 1000 members, although only about 250 take an active part in the work in the house. Members of this Upper House are not elected, they sit there because of their rank, the chairman of the House of Lords is the Lord Chancellor. And he sits on a special seat, called "Woolsack" The members of the House of Lords debate the bill after it has been passed by the House of Commons. Some changes may be recommended and the agreement between the two houses is reached by negotiations.

London

London dominates the life of Britain. And it is the greatest and nicest town in the world. Also, the nature of this city is very picturesque. There are a lot of sites and places of interest here. Many parks and theatres, museums and halls, which are always ready to surprise tourists and English with it's beauty and charm. There are about 40 theatres, several concert halls, many museums including the British Museum, and the best art galleries.

Speaking about parks we can always see many people here listening to others or just heaving their rest. Hide Park with its Speaker's Corner is also in London. Among other parks are Kensington Gardens, St. James Park. In the West End is Buckingham Palace, which is the Queen's Residence, and the Palace of Westminster the seat of Parliament. The best-known streets here are Whitehall with important Government offices, Downing Street, the London residence of Prime Minister and the place where cabinet meets, Fleet Street where most newspapers have their offices, Harley Street where the highest paid doctors live, and some others. There are many statues and monuments there. I think that the majority is devoted to the famous and outstanding people.

London Is situated upon both banks of the River Thames and it is one of the largest cities in the world. Speaking about the West end of London we mean it's center where famous parks and tropical places are situated. In Westminster Abbey begins and comes to an end royal destiny: in its walls the British monarchs are crowned, here they find their eternal rest. Besides Westminster Abbey is well known for the "poet's Conner". So... many others memorial boards are established. But the present tombs are far from being all mentioned to the poets.

Well it is safe to say that it is the most famous building in England. It is a fine Gothic building, which stands opposite the Houses of Parliament. It is the work of many hands and different ages and the oldest part of the building dates from the 8th century.

While speaking about a Tower I want to say that the Tower has been part of the capital's history for the past 600 years. The Tower of London is a very old building. It is more than 900 years old. English kings lived in it many years ago, but now it is a museum. People, who come to London, like to go to the Tower. It was a fortress, a royal palace and later a prison.

The White Tower, dating from 1078, contains a spectacular collection of arms. Now The Tower protects the Crown Jewels. The Imperial State Crown and the Crown of Queen Elizabeth both incorporate precious stones whose history goes back centuries. Ceremony is still part of the daily life within The Tower. Following a 700-year tradition, each night the Chief warder locks the gates and hands the keys to the Resident Governor.

And now we can talk about a Tower Bridge of London. London's best known and most distinctive bridge has straddled the Thames for a century. The twin draw-bridges, each weighing about 1,000 tons, have been raised more than half a million times since the bridge was built. It is a working tribute to Victorian engineering genius. The draw-bridges take just 90 seconds to rise. All

the original machinery is still in place with just one concession to modern technology: electric motors now replace the steam engines. Between the massive gothic-style towers that rest on the river bed are walkways, giving superb views of the river and the Tower of London.

Now we can talk about BIG BEN!!

Big Ben is the name of the huge clock in one of the tall towers of the Houses of Parliament. People are allowed to get inside the Tower so that they can see the works of Big Ben. There is no lift and there are 340 steps up to Big Ben. The faces of the clock are very large.

The sound of Big Ben is well-known to all British people and the tower of Big Ben is often used as a symbol of Britain. The great bell got its name in 19th century after Sir Benjamin Hall.

Big Ben is the voice of London; it shows an exact time since 1859.

Therefore there are many nice squares in London. Trafalgar Square is one of them and it is situated in the center of the West End. There you can see a statue of Lord Nelson named by Nelson's Column, which is situated in the middle of the square. Trafalgar Square commemorates Nelson's naval victory of 1805. It was laid out between 1829 and 1841. There is Nelson's column there, nearly 185 feet high topped by statue of Nelson 17 feet high. The fountains and friendly pigeons make Trafalgar Square a popular place for Londoner and tourists. The building of National Gallery - one of the world famous art museums is situated on the Trafalgar square too.

Now we can tell few words about Buckingham Palace. It has served as the official London residence of Britain's sovereigns since 1837. It evolved from a town house that was owned from the beginning of the eighteenth century by the Dukes of Buckingham. Today it is The Queen's official residence. Although in use for the many official events and receptions held by The Queen, areas of Buckingham Palace are opened to visitors on a regular basis. The State Rooms of the Palace are open to visitors during the Annual Summer Opening in August and September. They are lavishly furnished with some of the greatest treasures from the Royal Collection - paintings by Rembrandt, Rubens, Vermeer, Canaletto and Claude; sculpture by Canova and Chantrey some of the finest English and French furniture in the world.

Visits to Buckingham Palace can be combined with visits to The Queen's Gallery, which will reopen in the spring of 2002. The nearby Royal Mews is open throughout the year.

Well... it is safe to say that I have finished my story about the nicest city in the world, exactly London and about all its sights, beauties and places of interest of course. As for me I'd like to visit it again, to feel everything I felt before, spending there my free spring time and therefore I'd like to know English better and that's why I advise all of you to visit this irresistible city!

Exercises.

Task 1. *Imagine that you happened to be in the United Kingdom. What country would you like to visit – Scotland or Wales?*

Example:

P1: I would like to visit Scotland, because Scotland is the land of myths and mysteries. And I want to know more about them.

P2: I would like to visit Wales, because it is famous for its castles. I want to see them.

Task 2. *You came to visit your friend in England. He/she invited you to make a bus-tour round the London. Study the list of the sights and ask your friend about some places of interest. Then swap the roles.*

The Tower of London

St. Paul's Cathedral

The British Museum

The British Museum Library

The Trafalgar Square

The Houses of Parliament

The Westminster Abbey

The National Gallery

The Buckingham Palace
The Victoria and Albert Museum
The Shakespeare's Globe
St. James's Park
Piccadilly Circus
Hyde Park
Royal Albert Hall
Baker Street

Example:

P1: Do you know why the National Gallery so famous is?

P2: Its collection covers all schools and periods of painting, but it is especially famous for it's examples of Rembrandt and Rubens.

Task 3. *The pupils are divided into 4 groups. Each group gets a text, reads it and makes 3-4 questions to it. Then groups exchange lists of questions and ask each other what they got to know about the countries.*

England

England is the largest country in the United Kingdom of Great Britain and Northern Ireland. The capital of England is London. Its land is 130,000 sq. km. The population of England is 48 mln. people. The largest cities are Manchester, Liverpool, Birmingham and Nottingham, Sheffield and others. People who live in England are called the English. They speak only English. The famous River Thames runs through London. The national emblem of England is the red rose. The national flag of England represents a red cross — on a white field. It's Saint George's Cross of England. England is the heart of Great Britain.

Scotland

Scotland is smaller than England but larger than Wales. The capital of Scotland is Edinburgh. Scotland is the second part of the UK. Its land is 78,000 sq. km. The population of Scotland is 5,3 mln. people. The largest cities are Glasgow, Aberdeen, and Dundee. People who live in Scotland are called the Scottish or Scots. They speak Scots and English. The biggest rivers are the Clyde and Spey. There are a lot of beautiful lakes in Scotland. But the most famous of them are Loch Lomond and Loch Ness. The lake "Loch Ness" is famous all over the world because of its monster. The greatest mountains are Ben Nevis and Grampian Hills. The national emblem of Scotland is a thistle. The national flag is a blue field with white diagonal crossed stripes. It's Saint Andrew's Cross. In the north west Scotland is washed by the Atlantic Ocean, but in the north east it is washed by the North Sea.

Wales

Wales is the smallest country in the UK. The capital of Wales is Cardiff. Its land is 20,800 sq. km. Its population is about 2,8 mln people. The largest cities are Swansea and New Port. The biggest river is Usk and the biggest lake is Wirnwel. One of the biggest mountains is Snowdon. The national symbol is a yellow daffodil. The national flag is white and green with a red dragon on it.

Northern Ireland

Northern Ireland is the fourth country in the UK. Its land is about 14,000 sq. km. The population is about 1,5 mln. people. The capital of the Northern Ireland is Belfast. The largest cities are Ulster and Dublin. The biggest rivers are the Shannon and Bun. Northern Ireland is a land of lakes and rivers. The biggest lakes are Lough Neagh and Loch Ney. People who live in Ireland are the Irish. They speak Irish and English. The national flag of Ireland represents a diagonal red cross on a white field. It's Saint Patrick's Cross. The national symbol is a green shamrock.

Task 4. *You have just returned from England. There you lived in a host family and very often you went sightseeing. Your friends want to know about British sights and ask you a lot of questions. Tell them what you know about British sights.*

Тема 3.2. Глагол to be.оборот There is/There are

Цель работы: Изучение нового грамматического материала, умение использовать полученные знания в разговорной речи;

Ход работы: Изучение нового грамматического материала. Выполнение упражнений.

Глагол to be в английском языке

Значение глагола to be - "быть, находиться". В отличие от других английских глаголов, глагол to be спрягается (т.е. изменяется по лицам и числам).

В отличие от русского языка, в английском языке глагол-связка никогда не опускается, поскольку английское предложение имеет строго фиксированный порядок слов: подлежащее (subject) + сказуемое (verb) + дополнение (object)

I am a doctor. Я врач. (Я есть врач.)

The weather is bad. Погода плохая.

They are from Paris. Они из Парижа.

Глагол to be не требует вспомогательного глагола для образования вопросительной или отрицательной формы.

Чтобы задать вопрос нужно поставить глагол to be перед подлежащим:

Am I happy? Is the book interesting? Is he our teacher?

Для образования отрицательной формы достаточно поставить отрицательную частицу not после глагола to be:

I am not happy. The book is not interesting. He is not our teacher.

Спряжение глагола to be в настоящем времени Present Simple:

I am	I am not	Am I?
He is	He is not (he isn't)	Is he?
She is	She is not (she isn't)	Is she?
It is	It is not (it isn't)	Is it?
We are	We are not (we aren't)	Are we?
You are	You are not (you aren't)	Are you?

Спряжение глагола to be в прошедшем времени Past Simple:

I was	I was not (I wasn't)	Was I?
He was	He was not (he wasn't)	Was he?
She was	She was not (she wasn't)	Was she?
It was	It was not (it wasn't)	Was it?
We were	We were not (we weren't)	Were we?
You were	You were not (you weren't)	Were you?

Спряжение глагола to be в будущем времени Future Simple:

Утвердительное предложение	Отрицательное предложение	Вопросительное предложение
I will be	I will not be (I won't be)	Will I be?
He will be	He will not be (he won't be)	Will he be?
She will be	She will not be (she won't be)	Will she be?
It will be	It will not be (it won't be)	Will it be?
We will be	We will not be (we won't be)	Will we be?
You will be	You will not be (you won't be)	Will you be?
They will be	They will not be (they won't be)	Will they be?

Оборот there is/there are в английском языке

Оборот there is/there are в английском языке употребляется, когда нужно указать на наличие какого-либо лица или явления в определенном месте. После оборота there is/there are ставится подлежащее.

There is a lamp on the table. На столе (находится) лампа.

There was a storm last night. Прошлой ночью была буря.

Перевод предложений с этим оборотом начинается обычно с обстоятельства места.

Если подлежащее выражено существительным во множественном числе, то глагол *to be* после *there* ставится также во множественном числе.

There are two lamps on the table. На столе (находятся) две лампы.

При изменении времени изменяется форма глагола *to be*:

There was a lamp on this table. На этом столе была лампа.

There were three cars in the yard. Во дворе было три машины.

There will be a crystal chandelier over this table. Над этим столом будет хрустальная люстра.

Отрицательная форма образуется при помощи отрицания *no*, которое ставится после глагола *to be* перед существительным.

There is no lamp on the table. На столе нет лампы.

Если перед существительным стоит определение, выраженное местоимениями *any*, *much* и др., то после глагола *to be* ставится частица *not*.

There is not any lamp on the table. На столе нет (никакой) лампы.

There is not much snow in the street. На улице не много снега.

Вопросительная форма при употреблении глагола *to be* в Present Simple или Past Simple (или Present и Past Indefinite) образуется путем постановки глагола *to be* на первое место — перед *there*.

Is there a lamp on the table? На столе есть лампа?

При наличии сложной формы глагола (т.е. при наличии вспомогательных или модальных глаголов) вспомогательный или модальный глагол ставится перед *there*, а глагол *to be* — после *there*.

Will there be an English lesson at 3 o'clock? Будет ли урок английского языка в три часа?

При постановке вопроса к подлежащему с оборотом *there is/there are* употребляется вопросительное слово *what*, которое является подлежащим предложения. Глагол *to be* в этих случаях всегда употребляется в единственном числе, даже если вопрос ставится в отношении наличия нескольких предметов или явлений.

What is there on the table? Что на столе?

НО: В ответе на такой вопрос глагол *to be* употребляется во множественном числе, если констатируется факт наличия нескольких предметов или явлений.

What is there on the table? Что на столе? There are some books. Несколько книг.

Вопросы к другим членам предложения с этой конструкцией строятся по общему правилу.

Краткие ответы на вопрос, содержащий оборот *there is/ there are*, также строятся по общему правилу.

Are there any books on the table? — На столе есть какие-либо книги? —

Yes, there are (some). Да, есть. (No, there aren't.) (Нет.)

Exercises.

1. Переведите на английский язык, употребляя глагол *to be* в *Present* или *Past Simple*,

1. Я ученик. 2. Он летчик. 3. Она доктор. 4. Мы школьники. 5. Вы рабочие. 6. Ты рабочий. 7. Они ученики. 8. Я дома. 9. Он в школе. 10. Она в кино? 11. Мы в парке. 12. Они в театре? 13. Она молодая? 14. Он старый. 15. Она не старая. 16. Они сильные. 17. Она больна. 18. Вы больны? 19. Он болен? 20. Я не болен. 21. Я был болен вчера. 22. Она не была больна. 23. Мы были в кино. 24. Они не были в кино. 25. Они не в школе. 26. Они дома. 27. Вы были в парке вчера? 28. Он был в школе вчера? 29. Он был рабочим. 30. Она была учительницей.

2. Вставьте глагол *to be* в *Present*, *Past* или *Future Simple*.

1. My father ... a teacher. 2. He ... a pupil twenty years ago. 3. I ... a doctor when I grow up. 4. My sister ... not ... at home tomorrow. 5. She ... at school tomorrow. 6. ... you ... at home tomorrow? 7. ... your father at work yesterday? 8. My sister ... ill last week. 9. She ... not ill now. 10. Yesterday we ... at the theatre. 11. Where ... your mother now? — She ... in the kitchen. 12. Where ... you yesterday? — I ... at the cinema. 13. When I come home tomorrow, all my family ... at home. 14. ... your little sister in bed now? — Yes, she ... 15. ... you ... at school tomorrow? — Yes I ... 16. When my granny ... young, she ... an actress. 17. My friend K., in Moscow now. 18. He ... in St. Petersburg tomorrow. 19. Where ... your books now? — They ... in my bag.

3. Переведите на английский язык, употребляя глагол *to be* в *Present*, *Past* или *Future Simple*.

1. Мой брат сейчас в школе. 2. Мой брат был вчера в кино. 3. Мой брат будет завтра дома. [4. Ты будешь дома завтра? 5. Она была вчера в парке? 6. Он сейчас во дворе? 7. Где папа? 8. Где вы были вчера? 9. Где он будет завтра? 10. Мои книги были на столе. Где они сейчас? 11. Моя мама вчера не была на работе. Она была дома. 12. Мой друг не в парке. Он в школе. 13. Завтра в три часа Коля и Миша будут во дворе. 14. Мы не были на юге прошлым летом. Мы были в Москве. 15. Завтра мой дедушка будет в деревне. 16. Когда твоя сестра будет дома? 17. Ты будешь летчиком? — Нет, я буду моряком. 18. Моя сестра была студенткой в прошлом году, а еел час она врач. — Ты тоже будешь врачом? — Нет, я не буду врачом. Я буду инженером.

4. Вставьте *is* или *are*.

There _____ two cups of tea on the table.

There _____ some milk in the cup.

There _____ an orange in the salad.

There _____ six balls in the box.

There _____ some cheese on the plate.

There _____ a blue chair at the door.

There _____ five chicks and a hen on the farm.

There _____ a table and nine desks in the classroom.

There _____ a big window to the left of the door.

There _____ three rooms in our country house.

_____ there three cups on the coffee-table?

_____ there a carpet on the floor?

There _____ no cats in the sitting room.

There _____ a cat on the table.

There _____ 3 dogs in the box

There _____ 4 hens in the house.

There _____ a pot on the table.

_____ there a bathroom near the kitchen?

_____ there four rooms in the house?

_____ there a kitchen under your bedroom?

5. Составь и запиши предложения.

1. pears / there / ten / in the / are / bag / .

2. aren't / pupils / there / classroom / in the / .

3. an egg / on the / there / plate / is / ?

4. on the / there / a / cat / chair / is / white / .

5. a turtle / on / there / isn't / farm / this / .

6. at the / two / bikes / door / are / there / ?

6. Вставьте is/are, was/were.

There _____ two banks in our street.

There _____ a cafe behind the supermarket last year. Now there _____ a museum there.

There _____ a cinema and a sports centre to the right of the park.

Five years ago there _____ two shops in Central Square. Now there _____ two cafes, a theatre and a cinema.

7. Переведите предложения.

1. Рядом с отелем есть чистый пляж.
2. На диване три кошки.
3. В холодильнике есть бутылка молока.
4. В корзине нет клубники.
5. На автобусной остановке есть люди?
6. В твоей сумке есть зеркало?
7. В этом парке нет туалета.
8. В нашем саду много цветов.
9. Под столом зеленый мяч.
10. За дверью никого нет.

8. Задайте к предложениям вопросы, начиная с предлагаемых слов.

1. There are four elephants in the zoo. (How many ...?)
2. There is a lot of snow in February. (Is ...?)
3. There is some fish on the plate. (What ... ?)
4. There are no cars in the car park. (Are ... ?)
5. There are ancient walls around the city. (What ... ?)

9. Переведите пословицы и поговорки.

1. There is no place like home.
2. Where there is love there is life.
3. There is no bad weather, there are bad clothes.
4. There are plenty of other fish in the sea.

5. There are two sides to every question.

Практическая работа №16

Тема 3.3. Соединенные Штаты Америки.

Цель работы: Развитие умения поиска специфической информации; развитие умения говорить на основе прочитанного, формирование чтения и говорения;

Ход работы: Выполнение упражнений на знание социокультурной информации о стране. Изучение новой лексики. Чтение и перевод текста.

THE USA. Geographical position.

The United States of America is also called the USA, US, United States or sometimes America. The USA is in the central part of North America. It borders on **Canada** and **Mexico**. It is washed by **the Atlantic Ocean**, by **the Pacific Ocean** and by **the Gulf of Mexico**. The capital of the USA is Washington.


The area of the country is about 9,400,000 km². Its population is about 324 million people. The US is the 4th largest country in the world by land area and 3rd by population.

The USA is a country of mountains, valleys and deserts. The highest mountains **are the Appalachian Mountains**, the Cordilleras, **the Rocky Mountains** and **the Sierra Nevada Mountains in California**. The tallest mountain the US is Mt McKinley, located in the state of Alaska

The Great Lakes are in the north-east of the country. They are Lake Ontario, Lake Huron, Lake Erie, Lake Superior, Lake Michigan. The largest rivers of the USA are the Mississippi and the Missouri.

The most populated city in the US is New York City, followed by Los Angeles and Chicago.

Do a crossword.



DOWN

- 1/ The longest river in the USA.
- 2/ One of the largest city in the USA.
- 3/ The USA borders on it in the South.
- 4/ The USA borders on it in the North.

ACROSS

- 3/ The highest mountain in the USA.
- 5/ The _____ of the country is about 324 million people.
- 6/ The _____ of the country is about 9,400,000 km².
- 7/ The most northern state of the USA.

THE USA. States and symbols.

The USA is a federal republic. It consists of 50 states. The five biggest states are: Alaska, Texas, California, Montana and New Mexico. The capital city – Washington – is situated in a special district — the District of Columbia.

One of the national symbols of the country is the flag. It is also called STARS AND STRIPES. There are 50 stars on the flag – one for each state. There are also 13 stripes. The 13 stripes represent the 13 original colonies of the US.

The national bird of the USA is the Bald Eagle. The National mammal is the bison – just like in Belarus. The national flower is the rose like in England, and the national tree is an oak.

Answer the questions:

1. How is the national US flag called?
2. What do the 50 stars on the flag stand for?
3. What do the 13 stripes stand for?
4. What does the USA have in common with Belarus and with England?
5. What is the national tree of the USA?
6. What is the national bird of the USA?

Read the following texts and prepare one of them for retelling

Washington

Washington, the capital of the United States of America, is situated on the Potomac River in the District of Columbia. The district is a piece of land ten miles square and it does not belong to any separate state but to all the states. The district is named in honour of Columbus, the discoverer of America. The capital owes much to the first President of the USA — George Washington. It was G. Washington, who chose the place for the District and laid in 1790 the corner-stone of the Capitol, where Congress sits. Washington is not the largest city in the USA. It has a population of 900 000 people. Washington is a one-industry town. That industry is government. It does not produce anything except very much scrap paper. Every day 25 railway cars leave Washington loaded with scrap paper. Washington has many historical places. The largest and tallest among the buildings is the Capitol with its great House of Representatives and the Senate chamber. There are no skyscrapers in Washington because no other building must be taller than the Capitol. The White House is the President's residence. All American presidents except George Washington (the White House was not yet built in his time), have lived in the White House. It was built in 1799. It is a two-storied, white building. Not far from the Capitol is the Washington Monument, which looks like a very big pencil. It rises 160 metres and is hollow inside. A special lift brings visitors to the top in 70 seconds from where they can enjoy a wonderful view of the whole city. The Jefferson Memorial was built in memory of the third President of the USA, Thomas Jefferson, who was also the author of the Declaration of Independence. The memorial is surrounded by cherry-trees. The Lincoln Memorial is devoted to the memory of the 16th President of the US, the author of the Emancipation Proclamation, which gave freedom to Negro slaves in America. On the other bank of the Potomac lies the Arlington National Cemetery where President Kennedy was buried.

American

soldiers and officers, who died in World Wars I and II are buried there too.

Questions:

1. What city is the capital of the USA?
2. Where is Washington situated?
3. To which state does the city of Washington belong?
4. In whose honour is the district of Columbia named?
5. Who was the first President of the USA?
6. Who chose the place for the District?
7. Is Washington the largest city in the USA?
8. What is the population of Washington?
9. What industries are situated in the city?
10. What do 25 railway cars leave Washington loaded

with?

11. Why are there no sky-scrapers in Washington?
12. Where is the President's residence?
13. When was the White House built?
14. In whose memory was the Jefferson Memorial built?
15. Who is the author of the Declaration of Independence?
16. Which document gave freedom to Negro slaves in America?
17. Who was buried at the Arlington National Cemetery?

Vocabulary:

separate — отдельный

to be named in honour — быть названным в честь

except — кроме, за исключением

scrap paper — макулатура

hollow — полый, пустой

to enjoy a wonderful view of — любоваться прекрасным видом

cherry-trees — вишневые деревья

on the other bank — на другом берегу

New York

New York is the largest city in the USA and the biggest seaport. It is the business centre of the United States. New York is situated in the mouth of the Hudson river. In comparison with such ancient historical cities as, say, Rome, London, Moscow or Paris, New York is quite young. It was founded in 1613 by Dutch settlers. There are five districts in the city: Manhattan, the Bronx, Queens, Brooklyn and Richmond. Manhattan is the central and the oldest part of the city. It is the district of business and finance. It is here in Wall Street that many business offices, banks and the world famous New York stock exchange are situated. The New York stock exchange dominates business life of many countries. The total area of New York is 365 square miles or 900 square kilometres. Its population together with the population of its suburbs amounts to 16 million people. Among the inhabitants of New York one can meet people of almost all nationalities. They settled here during the immigration in the 19th and at the beginning of the 20th century. A traveller who visits New York for the first time wonders at the modern architecture. The Statue of Liberty, which is on Liberty Island, was a present from France in 1876 on the occasion of the 100th anniversary of American independence. This statue and a few 18th and 19th century churches, hospitals, newspaper offices and other buildings are the only examples of "old" architecture in New York. Wherever your eyes travel, everywhere you can see sky-scrapers. New York, one of the USA leading manufacturing cities, is the home of great firms and banks. The most important branches of industry are those producing vehicles, glass, chemicals and all kinds of machinery. The city has very busy traffic. Its streets and highways are full of cars and buses. The mouth of the Hudson river makes an excellent harbour for numerous passengers and cargo ships from all over the world. Speaking about New York one can't but mention the outstanding role, the city plays, in the cultural life of the country. New York has many museums and art galleries which have collected works of art of many peoples and of all times. Many of them are on constant display in the Metropolitan Museum of Art, the Whitney Museum of Art. Most of the theatres and cinemas are in or near Broadway, the longest street and the biggest shopping district in New York. The Metropolitan and Modern Arts Museums attract many visitors.

Questions:

1. What is the largest city in the USA?

2. Where is New York situated?
3. When was the city founded?
4. How many districts are there in New York?
5. What is the central and the oldest part of New York?
6. In which district are many offices situated?
7. What is the population of New York?
8. People of how many nationalities live in the city?
9. What does a traveller who comes to New York for the first time wonder at?
10. How and when did the Statue of Liberty appear in New York?
11. Which industries are situated in New York?
12. What is situated in the mouth of the Hudson river?
13. What are the names of art museums situated in New York?
14. In what street are most of the theatres and cinemas situated?

Vocabulary:

to be founded — быть основанным

Dutch settlers — датские поселенцы

stock exchange — биржа

the total area — общая площадь

suburbs — пригороды

to amount to — составлять

to settle — поселиться

to wonder at smth. — любоваться чем-либо

sky-scrapers — небоскребы

vehicle — автомобиль, средство передвижения

highway — автострада

harbour — пристань

cargo ships — грузовые корабли

to be on constant display — постоянно экспонироваться

San Francisco

San Francisco is a special place, very different from most American cities. It lies on a small finger of land with the Pacific Ocean on one side and a huge harbour on the other. San Francisco's population is only about 700 000 but it is the biggest business center in the west of the USA. It is also America's most international city with newspapers in thirty different languages. The city is known as "the Paris of the West". Most people enjoy the climate in San Francisco. It's never too hot and never really cold. The sea winds are healthy and they make you hungry. And it's good to be hungry in San Francisco because the food is fabulous with more than 2600 restaurants serving food from all over the world. There are at least three small cities in San Francisco: "Little Italy", with its pizzerias and restaurants, "Chinatown" with wonderful shops and exciting food and "Japantown". And everywhere you go you will see boats out on the sea, smell fresh and salt and feel the sea wind on your face. If you live in San Francisco you get plenty of exercise, because it's a city of hills. Perhaps that's why the famous cablecars are so popular. And of course the views from the hills are spectacular.

Questions:

1. Where does San Francisco lie?
2. What is the population of this city?

3. Most people enjoy the climate in San Francisco, don't they?
4. How many small cities are there in San Francisco?
5. What is San Francisco famous for?

Vocabulary:

finger of land — участок земли

harbour — гавань

fabulous — потрясающий

pizzeria — пиццерия

cablecar — фуникулер

spectacular — захватывающий

Практическая работа №17

Тема 3.4. Настоящее продолженное время

Цель работы: Изучение нового грамматического материала, умение использовать полученные знания в разговорной речи;

Ход работы: Изучение нового грамматического материала. Выполнение упражнений.

Present Continuous - Настоящее продолженное время

Времена группы Continuous указывают на процесс, действие, длящееся в определенный момент в прошлом, настоящем или будущем.

Время Present Continuous обычно указывает на процесс, длящийся непосредственно в момент речи. На это могут указывать контекст или такие слова, как now (сейчас), at the moment (в текущий момент) и т.п.:

Sally is doing her homework at the moment.

Салли сейчас делает домашнее задание.

Dad and me are fishing now.

Мы с папой сейчас рыбачим.

Образование Present Continuous

Утвердительные предложения:

I am playing

He / she / it is playing

You are playing

We are playing

They are playing

Вопросительные предложения:

Am I playing?

Is he / she / it playing?

Are you playing?

Are we playing?

Are they playing?

Отрицательные предложения:

I am not playing

He / she / it is not playing

You are not playing

We are not playing

They are not playing

Для того, чтобы поставить глагол в форму времени Present Continuous, требуется вспомогательный глагол to be в настоящем времени и причастие настоящего времени (Participle I) смыслового глагола.

Примечание:

Личные местоимения и вспомогательный глагол часто сокращаются до I'm, he's, she's, it's, we're, you're, they're.

Причастие настоящего времени (Participle I) можно получить, прибавив к начальной форме значимого глагола окончание -ing:

jump – jumping, live – living

В вопросительном предложении вспомогательный глагол выносится на место перед подлежащим, а значимый глагол остается после него:

Why are you laughing? Почему ты смеешься?

Are you using this dictionary? Вы используете этот словарь?

В отрицательных предложениях за вспомогательным глаголом следует отрицательная частица not. Формы is и are при этом могут быть сокращены до isn't и aren't соответственно.

Radio is not (isn't) working. Радио не работает.

Случаи употребления Present Continuous

- Указание на процесс, происходящий непосредственно в момент речи:

The doctor is conducting an operation now.

Врач сейчас проводит операцию.

- Действие длится ограниченный период времени:

Robert is on vacation. He's hitchhiking.

Роберт в отпуске. Он путешествует автостопом.

She is staying in London for a couple of weeks.

Она будет в Лондоне пару недель.

- Когда новое состояние контрастирует с предыдущим:

Most women aren't staying home these days.

В наше время большинство женщин не сидит дома.

- Когда что-либо меняется, растет или развивается:

Your son is growing quickly.

Твой сын быстро растет.

Life is changing fast.

Жизнь быстро меняется.

- Описание характерных свойств человека, часто с негативной окраской:

Why are you always interrupting people?

Почему ты вечно перебиваешь людей?

- Запланированное действие в будущем, часто с глаголами движения:

We are landing in Heathrow in 20 minutes.

Мы приземляемся в Хитроу через 20 минут.

Примечание:

Английские глаголы, связанные с восприятием (notice, hear, see, feel ...), эмоциями (love, hate, like ...), процессами умственной деятельности (think, believe, understand ...), владением (have, possess ...) не используются во временах группы Continuous, потому что они сами по себе обозначают процесс. Вместо них используется время Present Simple:

I hear you, don't shout.

Я слышу тебя, не кричи.

I love pancakes.

Я люблю блинчики.

Exercises.

1. Раскройте скобки, употребляя глаголы в Present Continuous.

(NOW) 1.. Timothy (to feed) his dog. 2. Mr. Jones (to clean) his yard. 3. Nancy (to paint) her kitchen. 4. Our neighbours (to wash) their car. 5. I (to wash) my hair. 6. Who (to fix) your sink? 7. What she (to do) now? – She (to dance). 8. The children (to brush) their teeth. 9. What he (to do) at the moment? – He (to fix) his bicycle. 10. They (to have) a big dinner together. 11. The boys (to run) about the garden. 12. I (to do) my homework. 13. John and his friends (to go) to the library. 14. Ann (to sit) at her desk. She (to study) geography. 15. A young man (to stand) at the window. He (to smoke) a cigarette. 16. The old man (to walk) about the room. 17. The dog (to lie) on the floor. 18. You (to have) break? 19. What language you (to study)? 20 Who (to lie) on the sofa? 21. What they (to talk) about? 22. It still (to rain). 23. I (to open) an umbrella. 24. John (to play) computer games.

2. Переведите на английский язык, употребляя глаголы в Present Continuous.

(СЕЙЧАС) 1. Я читаю. 2. Он не пишет. 3. Мы не работаем. 4. Вы читаете? 5. Он спит? 6. Коля и Миша играют в футбол. 7. Катя играет на рояле. 8. Она не поет. 9. Моя сестра спит. 10. Папа пьет чай? 11. Твои родители пьют чай? 12. Я не сплю. 13. Она сидит за столом. 14. Мы делаем упражнение. 15. Мы не купаемся. 16. Они играют во дворе? 17. Нина и Аня моют пол. 18. Коля помогает маме. 19. Ты помогаешь папе? 20. Моя сестра читает интересную книгу. 21. Они идут в школу. 21. Вы идете в школу? 22. Он работает? 23 . Твоя бабушка идет в магазин? 24. Он покупает конфеты. 25, Что делает твоя сестра? 26. Где играют дети? 27. Почему ты смеешься? 28. Куда они идут? 29. Что несут эти мальчики?

3. Раскройте скобки, употребляя глаголы в Present Continuous.

1. My book (to lie) on the table. 2. They (to work). 3. The doctor and her patient (to talk). 4. We (to cook) dinner. My mother (to make) a salad. 5. A young man (to drive) a car. He (to listen) music. 6. My grandfather (to read) a book. 7. The pen (to lie) on the floor. 8. What language you (to study)? 9. She still (to sing). 10. The boys (to run) about in the garden. 11. I (to do) my homework. 12. John and his friends (to go) to the library. 13. Ann (to sit) at her desk. She (to study) geography. 14. A young man (to stand) at the window. He (to smoke) a cigarette. 15. The old man (to walk) about the room. 16. The dog (to lie) on the floor. 17. What they (to talk) about? 18. It still (to rain).

Практическая работа №18

Тема 3.5. Австралия

Цель работы: Развитие умения поиска специфической информации; развитие умения говорить на основе прочитанного, формирование чтения и говорения;

Ход работы: Выполнение упражнений на знание социокультурной информации о стране. Изучение новой лексики. Чтение и перевод текста.

Australia. The Land of Blue Mountains

The Great Barrier Reef on the coast of Queensland is a garden under the sea. There are 1,400 different kinds of fish, and more than 300 kinds of coral. Tropical fruit and flowers grow on the beautiful islands. It's not surprising that more holiday-makers come to Queensland every year. Tasmania, the island south of Australia, is small. It is the same size as England. It is also very different from the other states. There are no deserts in Tasmania. It often rains, both in winter and summer. Only a half of million people live in Tasmania, and a large part of the island is still covered with wild, beautiful wild forests. These forests are full of wonderful flowers and interesting animals. In the Northern Territory you will find the red heart of Australia. And it really is red, with red rocks, red sand, and red skies in the evening. Every year, thousands of tourists visit Ayers Rock and a strange group of huge red stones called "the Olgas". But these places are also holy to the Aborigines. They believe that the land itself has life. Sydney is the best known place in New South Wales. In fact, it's the best known place in Australia. But New South Wales has more than cities. There are, for example, the Blue Mountains. They are covered with forests of blue coloured eucalyptus trees. The air above the forest contains millions of microscopic drops of eucalyptus oil. When the sun shines, the air of the Blue Mountais is a real, beautiful blue. Less then a hundred years ago, there was nothing except sheep in Canberra. But then Australians decided to build a capital city. The Work began in 1913. Now, Canberra is an international city, full of diplomats and government offices. It's a beautiful place, with parks,lakes, big open streets and fine buildings. Australia is sometimes called "the lucky country". One reason is the wonderful riches under the earth: gold, silver, iron, coal and many precious metals. The Bass Strait, of the coast of Victoria, has been one of the country's biggest oil fields for many years. South Australia is the dryest of all the states, but it does have Murrey River. The river brings greenness and life to the south-east corner. In the early of Australian history, the Murrey River was South Australia's main road. Before real roads and railways came, the river carried people and goods from the east up into the country. Some towns on the Murray still keep the old river boats, and visitors can ride on them. There are two kinds of gold in Western Australia. First, there's real kind — the kind that'comes out of the ground. Gold was found in Kalgoorlie in 1893, and the "Golden Mile" was for a time the most expensive piece of land in the world. Kalgorlie still exports some gold, but the

new gold of Western Australia is wheat. Big farms grow millions of tons of wheat every year, and wheat has become Australia's second biggest export.

Questions:

1. How many kinds of fish are there on the coast of Queensland?
2. What grows on the beautiful islands?
3. Where will you find the red heart of Australia?
4. What is the best known place in New South Wales?
5. Why is the air above the forests blue?
6. Why is Australia sometimes called "the lucky country"?
7. What state is the driest of all?
8. What is the new gold of Western Australia?

Vocabulary:

holiday-maker — отпускник

island — остров

wild — дикий

eucalyptus — эвкалипт

riches — богатства

industry — промышленность

oil — нефть

wheat — пшеница

Australian cities

Complete the passage using the following words:

CHURCHES - MILLION - CITY - PARLIAMENT - PARKS - CAPITAL - 1973 - OLDEST - BANKS - NEW - SUMMER - BUSIEST - YEAR - HARBOUR - ABORIGINAL - SHIP - SEAPORT

Sydney, Canberra, Adelaide and Brisbane

Sydney is a very big _____. It is the _____ and largest city in Australia. It is also the capital of _____ South Wales. Over three _____ people live in Sydney. The _____ Olympic Games in the _____ 2000 were in Sydney. Sydney is located in a beautiful _____ called Sydney Harbour. You can see the Sydney Opera House there. It was built in _____ and it looks like a big _____. Canberra is an _____ word. It means "meeting place". Canberra is the _____ of Australia. You can see the _____ House, the National Library, the National Gallery and the Academy of Science there. _____ Adelaide is called the "City of _____" because there are a lot of churches there. There are also many nice buildings and _____ in Adelaide. Brisbane is a big city and a _____ in eastern Australia. Brisbane River flows through Brisbane. The city is situated on both _____ of the river. It is Australia's _____ river port.

The Animals of Australia

There are many animals in Australia that you cannot see anywhere else. Did you know that? Of course, you did! I personally divide Australian animals into three categories: the good, the bad, the

ugly. I think, it's reasonable. Talking of the good animals, we should mention kangaroos in the first place. There are many different types of kangaroo. The biggest are the great grey kangaroos. They are 213 centimetres tall and can run at 56 kilometres per hour. Some run from you then stop and stare. Though we have put kangaroos in the "Good" category, farmers might disagree. Wombats and koalas have many similarities and are probably related. Both have pockets inside their mouths to store food and neither has a tail. The number of koalas is getting smaller. This is partly because of fumes from bush fires. Rescue teams help the koalas by catching them, putting them on respirators, then returning them to their original location when they are better. Australia also has a lot of native marsupial mice that live in the desert. Many of these only come out at night. You know, there are many animals that are "unpopular" in Australia including spiders which are dangerous. You can find these in Sydney. If they are hungry, they will attack anything that moves. They have sharp teeth and poison. Luckily, there is an antidote if you can get to hospital quickly. There have been 12 deaths since 1927. Another animal with sharp teeth and a fatal bite is the shark. However, there are normally a lot of beach patrols and protective nets to stop these from eating you for breakfast. Other animals that are a problem for beach lovers are jellyfish. They look like bubbles of blue bubble gum and they have a painful sting therefore people do not swim when there are many in the water. Other "unpopular" animals include dingoes. These are a cross between wolves and dogs. They are unpopular because they eat farmers' animals. Now what about the ugly animals? A word that people often use to describe a cane toad is ugly! Other words include fat, noisy and disgusting. They are also as big as footballs! The Queensland Government brought cane toads to Australia to eat cane beetles. Unfortunately cane toads can't fly but cane beetles can. Now the toads are more of a problem than the beetles. Hundreds of thousands are born every year. The toads eat everything including rare Australian animals. The toads are also poisonous to eat. Animals that eat them die. Though they are unpopular animals, some people like them and keep them as pets or write songs about them. There are a number of types of crocodiles found in northern Australia, ranging from the potentially dangerous saltwater crocodiles to smaller, more shy, harmless varieties. They have got snakes too although fears of the poisonous types are largely exaggerated. They are generally shy creatures, only too ready to avoid trouble. Thetaipan and the tiger are worth keeping away from. That is only a small selection of the creatures of the country. Others include penguins, turtles, seals and possums. In the dry areas, you can see an amazing variety of lizards; some grow to a very hefty size.

Questions:

1. What animals are popular in Australia?
2. What animals have pockets inside their mouths?
3. How do rescue teams help koalas?
4. What animals are "unpopular" in Australia?
5. What words do people often use to describe a cane toad?
6. Are dingoes in the "Good" category?
7. How many cane toads are born every year?
8. Why do animals that eat cane toads die?
9. What snakes are worth keeping away from?
10. What other animals live in Australia?

Vocabulary:

ugly — безобразный

wombat — вомбат
kangaroo — кенгуру
to disagree — не соглашаться
similarity — сходство
pocket — карман
fume — дым
rescue team — спасательная команда
marsupial — сумчатое животное
spider — паук
shark — акула
dangerous — опасный
poison — яд
antidote — противоядие
jellyfish — медуза
sting — укус, жало
a cane toad — тростниковая жаба
beetle — жук
rare — редкий
harmless — безопасный
to exaggerate — преувеличивать
to avoid trouble — избежать опасности
taipan — тайпан (ядовитая змея)
possum — опосум
seal — тюлень, морской котик
lizard — ящерица

Страноведческий тест

1. What is the capital of Australia?
a) Canberra; b) London; c) Sydney
2. Australia has an area of about...
a) 10 mln. sq. km; b) 5 mln. sq. km; c) 8 mln. sq. km.
3. The greatest river of Australia is...
a) the Murray; b) the Severn; c) the Thames
4. Australia is rich in...
a) oil; b) gas; c) minerals
5. What is the main occupation in Australia?
a) agriculture; b) fishing; c) swimming
6. The population of Australia is about...
a) 10 mln.; b) 15 mln.; c) 5mln.
7. The Commonwealth of Australia consists of...
a) 6 states; b) 2 states; c) 4 states
8. The Federal Parliament consists of the Senate and...
a) the House of Commons; b) the House of Representatives; c) the House of Canberra
9. Who is formally the head of the state?
10. The federal government is headed by...
a) the Prime Minister ; b) King of England; c) the President
11. The eastern part of Australia was discovered by...
a) Livingston; b) Captain Cook; c) Brown
12. The strangest animals of Australia are...
a) the echidna; b) the lion; c) the platypus; d) the elephant.

13. Which bird is represented on the coat-of-arms (герб)?
a) the kivi b) the emu c) the duck
14. A typical Australian is
a) a fishman b) a farmer c) townsman
15. Which sports are popular in Australia?
16. What do the aborigenes like to do?

Практическая работа №19

Тема 3.6. Простое настоящее время

Цель работы: Изучение нового грамматического материала, умение использовать полученные знания в разговорной речи;

Ход работы: Изучение нового грамматического материала. Выполнение упражнений.

Present Simple - простое настоящее время

Время Present Simple обозначает действие в настоящем в широком смысле слова. Оно употребляется для обозначения обычных, регулярно повторяющихся или постоянных действий, например, когда мы говорим о чьих-либо привычках, режиме дня, расписании и т. д., т. е. Present Simple обозначает действия, которые происходят в настоящее время, но не привязаны именно к моменту речи.

Образование Present Simple

Утвердительные предложения:

I play

He / she / it plays

You play

We play

They play

Вопросительные предложения:

Do I play?

Does he / she / it play?

Do you play?

Do we play?

Do they play?

Отрицательные предложения:

I do not play

He / she / it does not play

You do not play

We do not play

They do not play

Английский глагол во временной форме Present Simple почти всегда совпадает со своей начальной, то есть указанной в словаре, формой без частицы to. Лишь в 3-ем лице единственного числа к ней нужно прибавить окончание -s:

I work – he works

Если глагол оканчивается на -s, -ss, -sh, -ch, -x, -o, то к нему прибавляется окончание -es:

I wish – he wishes

К глаголам на -у с предшествующей согласной тоже прибавляется окончание -es, а -у заменяется на -i-:

I try – he tries

Если же глагол оканчивается на -у с предшествующей гласной, то -у сохраняется и добавляется только окончание -s:

I play – he plays

Для того, чтобы построить вопросительное предложение, перед подлежащим нужно поставить вспомогательный глагол. Время Present Simple используется без него, поэтому в этом случае добавляется вспомогательный глагол do (или does в 3 л. ед. ч.):

Do you like rock? Тебе нравится рок?

Does he speak English? Он говорит по-английски?

В отрицательных предложениях тоже используется вспомогательный глагол do/does, но не перед подлежащим, а перед глаголом. После него прибавляется отрицательная частица not. Do/does и not часто сокращаются до don't и doesn't соответственно:

I do not like black coffee. Я не люблю черный кофе.

She doesn't smoke. Она не курит.

Случаи употребления Present Simple

- Регулярные, повторяющиеся действия:

I often go to the park. Я часто хожу в парк.

They play tennis every weekend. Каждые выходные они играют в теннис.

- Действие в настоящем в широком смысле слова:

Jim studies French. Джим изучает французский.

We live in Boston. Мы живем в Бостоне.

- Общеизвестные факты:

The Earth goes round the Sun. Земля вращается вокруг солнца.

The Volga is the longest river in Europe. Волга – самая длинная река в Европе.

- Перечисление последовательности действий:

We analyse what our clients may need, develop a new product, produce a sample, improve it and sell it. Мы анализируем, что может понадобиться нашим клиентам, разрабатываем новый продукт, изготавливаем образец, дорабатываем его и продаем.

- Некоторые случаи указания на будущее время (если имеется в виду некое расписание или план действий, а также в придаточных предложениях времени и условия):

The airplane takes off at 2.30 p.m. Самолет взлетает в 14:30.

When you see a big green house, turn left. Когда вы увидите большой зеленый дом, поверните налево.

Exercises

1. Раскройте скобки, употребляя глаголы в *Present Simple*.

(USUALLY) 1. My sister (to get) up at eight o'clock. 2. She (to be) a school-girl. She (to go) to school in the afternoon. 3. Jane (to be) fond of sports. She (to do) her morning exercises every day. 4. For breakfast she (to have) two eggs, a sandwich and a cup of tea. 5. After breakfast she (to go) to school. 6. It (to take) him two hours to do his homework. 7. She (to speak) French well. 8. My working day (to begin) at seven o'clock. I (to get) up, (to switch) on the radio and (to do) my morning exercises. It (to take) me fifteen minutes. At half past seven we (to have) breakfast. My father and I (to leave) home at eight o'clock. He (to take) a bus to his factory. My mother (to be) a doctor, she (to leave) home at nine o'clock. In the evening we (to gather) in the living-room. We (to watch) TV and (to talk).

2. Дополните предложения, используя следующие глаголы:

cause(s) connect(s) drink(s) live(s) open(s) speak(s) take(s)

- 1 Tanya German very well.
- 2 I don't often coffee.
- 3 The swimming pool at 7.30 every morning.
- 4 Bad driving many accidents.
- 5 My parents in a very small flat.
- 6 The Olympic Games place every four years.
- 7 The Panama Canal the Atlantic and Pacific Oceans.

3. Поставьте глаголы в правильную форму:

- 1 Julie (not *I* drink) tea very often.
- 2 What time (the banks *I* close) here?
- 3 I've got a car, but I (not *I* use) it much.
- 4 'Where (Ricardo *I* come) from?' 'From Cuba.'
- 5 'What (you *I* do)? I'm an electrician.'
- 6 It (take) me an hour to get to work.
How long..... (it *I* take) you?
- 7 Look at this sentence. What (this word *I* mean)?
- 8 David isn't very fit. He (not *I* do) any sport.

4. Задайте специальные вопросы, используя слова в скобках:

1. Paul plays tennis very well. (How)
2. Many birds fly south every summer. (How often)
3. Jack usually goes to work on Saturdays. (When)
4. France has a lot of high mountains. (What)
5. You always wear glasses. (What)
6. Most of the students study well. (How many)
7. He thinks that school is boring. (Who)
8. The Volga flows into the Caspian Sea. (Where)
9. We drink coffee very often. (Who)

10. My children usually skate on the skating ring in our yard. (Whose)

5. Раскройте скобки, употребляя глаголы в Present Simple:

- 1) They _____ hockey at school. (to play)
- 2) She _____ e-mails. (not/to write)
- 3) _____ you _____ English? (to speak)
- 4) My parents _____ fish. (not/to like)
- 5) _____ Anne _____ any hobbies? (to have)
- 6) Andy's brother _____ in an office. (to work)
- 7) Leroy _____ very fast. (can/not/to read)
- 8) _____ Jim and Joe _____ the flowers every week? (to water)
- 9) Yvonne's mother _____ a motorbike. (not/to ride)
- 10) _____ Elisabeth _____ cola? (to drink)

6. Сделайте отрицательные предложения:

1. This book costs much.
2. I like this hotel.
3. His mother works in the garden.
4. My friend comes from Australia.
5. His parents learn Spanish.
6. My friends speak English fluently.
7. Her aunt works on Saturdays.
8. We buy English magazines.
9. Your husband cooks very well.
10. Paul lives in the UK.

7. Переведите на английский язык, употребляя глаголы в форме Present Simple.

1. Я изучаю английский язык
2. Его младший брат ученик
3. Она не работает
4. Он всегда очень занят
5. Он разговаривает по-немецки?
6. Моя мама любит классическую музыку
7. Они не хотят идти в кино
8. Где ваши родители?
9. Она не играет в шахматы
10. Он никогда не просыпается рано
11. Она делает зарядку каждый день?
12. Они ходят в театр раз в месяц
13. Я помогаю маме по хозяйству очень часто
14. Вы пьете кофе утром?
15. Он редко ходит в кино
16. Она не читает газет
17. Эти девочки не работают, они учатся

8. Переведите на английский язык, употребляя глаголы в форме Present Simple.

Мой дядя инженер. Он очень занят. Его рабочий день начинается рано утром. Он встает в семь часов. Он умывается, одевается и завтракает. После завтрака он идет на работу. Он работает в институте. Он любит свою работу. Он женат. Его жена врач. Она работает в больнице. Вечером она изучает французский язык. Она посещает курсы французского языка. Мой дядя не говорит по-французски. Он говорит по-русски и по-немецки. Он изучает английский язык. Вечером он посещает курсы английского языка. Сын моего дяди ученик. Он ходит в школу. В школе он изучает английский язык.

Практическая работа №20

Тема 3.7. Новая Зеландия

Цель работы: Развитие умения поиска специфической информации; развитие умения говорить на основе прочитанного, формирование чтения и говорения;

Ход работы: Выполнение упражнений на знание социокультурной информации о стране. Изучение новой лексики. Чтение и перевод текста.

New Zealand

New Zealand is an island country in the Southwest Pacific Ocean. It lies about 1 600 km southeast of Australia and about 10 500 km southwest of California. New Zealand belongs to a large island group called Polynesia. The country is situated on two main islands — the North Island and the South Island — and several dozen smaller islands. Most of the smaller islands are hundreds of kilometers from the main ones. Wellington is the capital of New Zealand and Auckland is the largest city. English is the official language of New Zealand and is spoken throughout the country. Many native people speak their own language, Maori, in addition to English. The country once belonged to the British empire. Today it is an independent member of the Commonwealth of Nations, an association of Britain and a number of its former colonies. New Zealand is a constitutional monarchy. The British Monarch, Queen Elizabeth II of the United Kingdom, is the monarch of New Zealand. She appoints a governor general to represent her, but the governor general has little power. The legislation, prime minister, and Cabinet run the national government. Britain gave New Zealand a constitution in 1852, when it was a British colony. But through the years the New Zealand legislature has changed almost all its provisions. Today, the nation has no written constitution. The first people who settled in New Zealand were a brown-skinned people called Maoris. They came from Polynesian islands located northeast of New Zealand. The country was discovered by Europeans in 1642, but they did not start to settle in the islands until the late 1700's. Today, most New Zealanders are descendants of the early European settlers. Maoris make up about 12% of the country's population. New Zealand has one of the highest standards of living in the world. For many years, the economy of the country depended largely on agriculture. Today agriculture, manufacturing, and service industries are all important to the economy. New Zealand's economy depends on trade with many countries - Australia, Britain, Japan and the United States.

Questions:

1. Where is New Zealand situated?
2. What city is the capital of New Zealand?
3. What languages do people in New Zealand speak?
4. What is the official language in New Zealand?

5. Who is New Zealand's head of state?
6. Who runs the national government?
7. Who were the first people to live in New Zealand?
8. What are the main industries of the country?

Vocabulary:

to lie — находиться
 is situated — расположена
 the North Island — Северный остров
 the South Island — Южный остров
 dozen — дюжина
 capital — столица
 official language — государственный язык
 Maori — маорийский язык
 the Commonwealth of Nations — Содружество
 the United Kingdom. — Соединенное Королевство
 to appoint — назначать
 governor general — генерал-губернатор
 to represent — представлять
 legislation — законодательная власть
 prime minister — премьер-министр
 Cabinet — кабинет
 government — правительство
 provision — положение
 brown-skinned — с коричневой кожей
 to settle — селиться
 New Zealander — новозеландец
 descendant — потомок
 settler — поселенец
 to make up — составлять
 population — население
 standard of living — уровень жизни
 agriculture — сельское хозяйство
 manufacturing industry — обрабатывающая промышленность
 service industry — сфера услуг
 trade — торговля

New Zealand Way of Life

New Zealand have a high standard of living. New Zealanders eat more butter and meat per person than do the people of any other country. The government's medical program provides excellent health care. About 70% of New Zealand people own their houses. Almost every family has a car. Most New Zealanders live in singlefamily houses with a small vegetable gardens. In the larger cities, some people live in highrise apartment buildings. Almost in every New Zealand home there are refrigerators, wash mashines, and other modern electrical appliances. But air conditioning and central heating are rare because the weather rarely becomes extremely hot or extremely cold. In summer, New Zealanders prefer to keep windows open. In winter, fireplaces or electric heater keep the homes warm. Although about fourfifths of New Zealand's population live in urban areas, cities are uncrowded. Traffic jams seldom occur, even in downtown areas. Large cities have excellent restaurants, milk bars, theatres, concert halls, and other places of entertainment. City life

in New Zealand tends to be rather* quiet. However it is changing in larger cities, where international tourism is developing rapidly. Near a fifth of New Zealand's people live in rural areas — in some of them, small settlements are linked by good roads. But in other areas, rancher's nearest neighbours may live kilometers away. Some ranchers live almost in isolation. Nevertheless, most farms and ranches have electricity. Many farm families run their farms with little or no hired help.

Questions:

1. Who pays for health care in New Zealand?
2. How many New Zealanders own their houses?
3. Where do the most New Zealanders live?
4. Are central heating and air conditioning popular in New Zealand? Why?
5. What does city life in New Zealand look like?
6. How do New Zealand farmers live?

Vocabulary:

New Zealander — новозеландец
standard of living — уровень жизни
government — правительство
to provide — предоставлять
health care — здравоохранение
to own — владеть
single-family — на одну семью
vegetable garden — огород
high-rise apartment building — многоэтажный жилой дом
refrigerator — холодильник
wash mashine — стиральная машина
electrical appliances — бытовая техника
air conditioning — кондиционирование
central heating — центральное отопление
extremely — слишком
to prefer — предпочитать
fireplace — камин
electric heater — электрический обогреватель
urban — городской
uncrowded — малонаселенный
traffic jams — пробки на дорогах
downtown — центр города
entertainment — развлечение
to tend — иметь тенденцию быть
rapidly — быстро
rural — сельскохозяйственный
settlement — поселок, деревня
to link — связывать
rancher — фермер
nevertheless — тем не менее
electricity — электричество
hired help — наемная рабочая сила

1. What are the aboriginal people of New Zealand called?
2. What does New Zealand consist of?
3. What can you say about the climate of New Zealand?
4. What is the national emblem of New Zealand?
5. Name the main cities in North Island.
6. Name the main cities in South Island.
7. What is the capital of New Zealand?
8. Which natural resources of New Zealand do you know?
9. New Zealand is sometimes called
10. When has Wellington been the capital of New Zealand?
11. Who was 'Tara' (Maori legend)?
12. Where are parliament and government buildings situated?
13. How did the aborigines call New Zealand?
14. Which island is larger and very beautiful?
15. What is New Zealand famous for?
16. How long did the Maori Wars last?
17. What did the Maoris defend?
18. How did the Maori Wars end?
19. Which sports in summer and winter are very popular in New Zealand?
20. The Maori children learn as soon as they can walk.
21. How much is the population of New Zealand?
22. What kind of state is New Zealand?
23. Who represents the King or Queen of England?
24. The Parliament of New Zealand consists of
25. What are the main political parties of New Zealand?

Практическая работа №21

Тема 3.8. Сравнение времен Present Simple и Present Continuous

Цель работы: Закрепление пройденного грамматического материала;

Ход работы: Повторение времен Present Simple и Present Continuous. Выполнение упражнений.

Exercises.

1. Раскройте скобки, употребляя глаголы в *Present Continuous* или в *Present Simple*.

I (to read) now. He (to sleep) now. We (to drink) tea now. They (to go) to school now. I (not to sleep) now. She (not to drink) coffee now. I (to read) every day. He (to sleep) every night. We (to drink) tea every morning. They (to go) to school every morning. I (not to sleep) in the daytime. She (not to drink) coffee after lunch. We (not to watch) TV now. They (not to eat) now. My mother (not to work) now. You (to work) now? He (to play) now? They (to eat) now? Your sister (to rest) now? What you (to do) now? What you (to read) now? What they (to eat) now? What your brother (to drink) now? We (not to watch) TV in the morning. They (not to eat) at the lesson. My mother (not to work) at an office. You (to work) every day? He (to play) in the afternoon? They (to eat) at school? Your sister (to rest) after school? What you (to do) every morning? What you (to read) after dinner? What they (to eat) at breakfast? What your brother (to drink) in the evening?

2. Раскройте скобки, употребляя глаголы в *Present Continuous* или в *Present Simple*.

1. I (not to drink) coffee now. I (to write) an English exercise. 2. I (not to drink) coffee in the evening. I (to drink) coffee in the morning. 3. Your friend (to do) his homework now? 4. Your friend (to go) to school in the morning? 5. Look! The baby (to sleep). 6. The baby always (to sleep) after dinner. 7. My grandmother (not to work). She is on pension. 8. My father (not to sleep) now. He (to work) in the garden. 9. I usually (to get) up at seven o'clock in the morning. 10. What your sister (to do) now? - - She (to wash) her face and hands. 11. When you usually (to come) home from school? — I (to come) at three o'clock. 12. Where your cousin (to work)? -- He (to work) at a hospi-taJ. 13. Your *sister (to study) at an institute?* -No, she (to study) at school. 14. My cousin (to go) to school every day. 15. My mother (not to play) the piano now. She (to play) the piano in the morning.

3. Раскройте скобки, употребляя глаголы в *Present Continuous* или в *Present Simple*.

1. I (to read) books in the evening. 2. I (not to read) books in the morning. 3. I (to write) an exercise now. 4. I (not to write) a letter now. 5. They (to play) in the yard now. 6. They (not to play) in the street now. 7. They (to play) in the room now? 8. He (to help) his mother every day. 9. He (to help) his mother every day? 10. He (not to help) his mother every day. 11. You (to go) to school on Sunday? 12. My friend (not to like) to play football. 13. I (not to read) now. 14. He (to sleep) now? 15. We (not to go) to the country in winter. 16. My sister (to eat) sweets every day. 17. She (not to eat) sweets now. 18. They (to do) their homework in the afternoon. 19. They (not to go) for a walk in the evening. 20. My father (not to work) on Sunday. 21. He (to work) every day.

4. Раскройте скобки, употребляя глаголы в *Present Continuous* или в *Present Simple*.

1. They (to read) many books. 2. They (to read) many books? 3. They (not to read) many books. 4. The children (to eat) soup now. 5. The children (to eat) soup now? 6. The children (not to eat) soup now. 7. You (to play) volley-ball well? 8. When you (to play) volley-ball? 9. What Nick (to do) in the evening? 10. He (to go) to the cinema in the evening? 11. We (not to dance) every day. 12. Look! Kate (to dance). 13. Kate (to sing) well? 14. Where he (to go) in the morning? 15. He (not to sleep) after dinner. 16. My granny (to sleep) after dinner. 17. When you (to sleep)? 16. Nina (not to sleep) now. 19. Where John (to live)? - - He (to live) in England.

5. Раскройте скобки, употребляя глаголы в *Present Continuous* или в *Present Simple*.

1. I (to write) a composition now. 2. I (not to drink) milk now. 3. I (to go) for a walk after dinner. 4. I (not to go) to the theatre every Sunday. 5. He (not to read) now. 6. He (to play) now. 7. He (to play) now? 8. My mother (to work) at a factory. 9. My aunt {not to work} at a shop. 10. You (to work) at an office? 11. My friend (to live) in St. Petersburg. 12. My cousin (not to live) in Moscow. 13. The children (not to sleep) now. 14. The children (to play) in the yard every day. 15. They (not to go) to the stadium on Monday. 16. She (to read) in the evening. 17. She (not to read) in the morning. 18. She (not to read) now. 19. Your father (to work) at this factory? 20. You (to play) chess now? 21. Look at the sky: the clouds (to move) slowly, the sun (to appear) from behind the clouds, it (to get) warmer. 22. How is your brother? - - He is not well yet, but his health (to improve) day after day. 23. Listen! Who (to play) the piano in the next room?

6. Раскройте скобки, употребляя глаголы в *Present Continuous* или в *Present Simple*.

1. What you (to do) here now? - - We (to listen) to tape-recordings. 2. You (to want) to see my father? - Yes, I ... 3. Michael (to know) German rather well. He (to want) to know English, too, but he (to have) little time for it now. 4. What magazine you (to read)? - - It (to be) a French magazine. There (to be) good articles on sports here. You (to be) interested in sports? - - Yes, I But I (not to know) French. 5. We (to have) an English lesson now. 6. Lena usually (to prepare) her homework at the institute? - - No, she As a rule, she (to work) at home. — And what she (to write) now? -Oh, she (to write) an article for our wall newspaper. 7. Who that man (to be) who (to stand) in the doorway? - - You (not to recognize) him? It (to be) John, my cousin. 8. I (to have) no time now, I (to have) dinner. 9. Your family (to leave) St. Petersburg in summer? - Yes, we

always (to go) to the sea-side. We all (to like) the sea. Mother (to stay) with us to the end of August, but father (to return) much earlier. 10. Where Tom and Nick (to be) now? — They (to have) a smoke in the garden.

7. Раскройте скобки, употребляя глаголы в *Present Continuous* или в *Present Simple*.

1. It (to take) me forty minutes to get to school. 2. Hello, Pete, where you (to go)? — I (to hurry) to school. 3. When your lessons (to begin) on Monday? — They (to begin) at nine o'clock. 4. Where your sister (to be)? — She (to do) her homework in the next room. 5. It usually (to take) me an hour to do my written exercises. 6. Where Boris (to be)? I (to look) for him. - - He (to have) dinner. 7. In the evening I often (to go) to see my friends. 8. On Sunday we sometimes (to go) to the cinema or to a disco club. 9. Andrew (to get) up very early as he (to live) far from school, He (to be) never late. 10. It (to be) six o'clock in the evening now. Victor (to do) his homework. His sister (to read) a book. His mother and grandmother (to talk). 11. I (to write) a letter to my grandmother who (to live) in Novgorod. I (to write) to her very often.

8. Раскройте скобки, употребляя глаголы в *Present Continuous* или в *Present Simple*.

One Sunday Agnes and her mother went to the zoo. Agnes was very excited. She was interested in everything she saw. "Mother, look," she said. "There (to be) a monkey in this cage. It (to eat) an apple. Now it (to give) a bite to another monkey. I (to think) monkeys (to like) apples very much." "Yes, dear," said her mother. "Now I (to want) to go and see the lions and tigers. Where they (to live), mother?" "In that big house over there. Come along." Agnes enjoyed herself very much in the lion house. "Mother," she said, "the tiger (to want) a drink: it (to go) to the dish of water there in the corner. And the lion (to look) right at me. You (to think) it (to want) to eat me up? When the lions and tigers (to have) their dinner, mother?" "The keepers (to bring) them great pieces of meat every day at four o'clock. And they (to make) a big noise before their dinner time, so everybody (to know) they (to be) hungry."

9. Переведите на английский:

1. Позвони ему сейчас. Мы думаем, он еще не спит. 2. Она сейчас много учит. Она сдает экзамены завтра. 3. Мэри не видит, что мы на нее смотрим. Она читает газету с большим интересом. 4. Где Ника и Джон? — У них урок французского языка. У них всегда французский язык по вторникам. 5. Давайте покатаемся на велосипедах. Дождя нет. 6. Мои братья работают инженерами на фирме. Они говорят, им очень нравится их работа. 7. Ваш сын ходит в садик? — Да, она в старшей группе. — Вы помогаете ей? — Постоянно. 8. Моя мама хорошо знает математику. Она помогает студентам решить контрольные работы. 9. Послушай. Звонит телефон. 10. Мой сын хорошо успевает в университете. Он тратит слишком мало времени на спорт и слишком много времени на уроки. 11. Где ты обычно проводишь отпуск? — В Белоруссии. Мои родители живут там. — Там есть река или озеро? — Там есть большое и красивое озеро. Я хорошо провожу там время. 12. Мой брат живет далеко от меня. Я не часто его вижу. 13. Куда ты торопишься? — В кино. Мой друг ждет меня около кинотеатра. 14. Кому принадлежит этот дом? — Это дом моего дяди. 15. Сколько стоит этот смартфон? — 200 долларов. 16. С кем она разговаривает? — Со своим начальником. 17. Мой брат дипломат. Он часто ездит за границу. 18. Мужчина так пристально смотрит на вас. Вы его знаете? 19. Что ты слушаешь? — Я слушаю народные песни, я очень люблю их. 20. У моего брата есть автомобиль, но я никогда им не пользуюсь. Я хочу купить свой автомобиль. 21. Позвони на вокзал и узнай, когда приходит поезд из Берлина. 22. Я не люблю ее. Она постоянно ворчит. 23. Ты часто пишешь своим родителям? — Каждую неделю. 24. Не бери эту книгу. Мой брат читает ее. 25. Темнеет. Включи свет. 26. Я никогда не езжу на работу. Я всегда хожу пешком. 27. Ты идешь в

университет? — Нет. Я иду в библиотеку. 28. Она очень рассеянная. Она постоянно теряет вещи. 29. Моя сестра живет сейчас в Москве. Она там учится в Московском университете. 30. Дождь все еще идет? — Да.

10. Переведите на английский:

1. Мы уезжаем в среду в 9 часов утра. Мы встречаемся на вокзале в 8.30 2. За что он ей так нравится? — Она говорит, что он добрый и умный. 3. Вы помните меня? Мы вместе учились в университете. 4. Почему бы нам не поехать на велосипеде за город в Субботу? — Хорошая идея. 5. Джон сейчас очень занят. Он строит гараж. 6. Когда приезжает твой отец? — Через неделю. 7. Что ты думаешь об этом фильме? — Он скучноват. 8. О чем ты думаешь? — Я думаю о своем детстве. 9. В котором часу закрывается магазин? — В восемь. 10. Когда начинается спектакль? — В семь часов вечера. 11. Какие товары экспортирует ваша страна? 12. Над чем вы смеетесь? — Том рассказал нам смешную историю. 13. Он никогда не пропускает занятия без уважительных причин. 14. Мои родители сейчас на море. Они хорошо проводят время. 15. Что ты ищешь? — Ключи от машины. 16. По - чему ты меня не слушаешь? Это очень важно. 17. Неужели ты не любишь футбол? Это такая захватывающая игра. 18. Я завтра встречаюсь с Аней. Мы играем в теннис. 19. Что ты здесь делаешь? — Просматриваю новые журналы. Я делаю это каждую неделю. 20. Почему вы изучаете английский? — Собираюсь поехать за границу на несколько месяцев. Кроме того, английский мне нужен для научной работы. 21. О чем они говорят? — Думаю, они обсуждают итоги конференции. 22. Ты мажешь выключить телевизор. Я не смотрю его. 23. Кто присматривает за твоими детьми, когда ты на работе? — Как правило, моя мать. Она сейчас не работает. 24. Почему ты так сердит? Почему ты кричишь на меня? 25. Она не любит мясо, она предпочитает рыбу. 26. В ее диктанте много ошибок, хотя обычно она делает мало ошибок. 27. Конференция начинается 8 июня и заканчивается 14 июня. 28. Где Аня? — Она принимает душ. 29. Почему ты не пишешь ей? — Я не знаю ее адреса. 30. Она не знает, когда приедет ее брат.

Практическая работа №22

Тема 3.9. Канада

Цель работы: Развитие умения поиска специфической информации; развитие умения говорить на основе прочитанного, формирование чтения и говорения;

Ход работы: Выполнение упражнений на знание социокультурной информации о стране. Изучение новой лексики. Чтение и перевод текста.

CANADA

Canada is an independent federative state. It is one of the most developed countries. Canada consists of ten provinces and two territories.

It is situated on the North American continent. The country is washed by the Pacific Ocean in the west, by the Atlantic Ocean in the east and by the Arctic Ocean and its seas in the north. About 2 percent of the Canadian territory is covered by glacier ice.

The eastern parts of the country are mainly valleys and plains. The western territories are occupied by the Cordilleras.

The main Canadian islands are Newfoundland, Victorian Island, Baffin Island and others. There are a lot of rivers and lakes in Canada. The largest rivers are the Nelson, the Ottawa, the Mackenzie and the Yukon.

In size Canada is the second in the world after Russia. Its area is almost 10 million km². The capital of Canada is Ottawa, which is situated on the bank of the Ottawa River. It is famous for its beautiful parks. It is also known as the city of bridges.

The most developed industries are timber, mining, chemical, meat and milk and food industries. Canada grows wheat, barley, flax, potatoes, vegetables and fruit. Fishing is also one of the prosperous industries.

Official languages of Canada are English and French. Canada is a founding member of the United Nations. It has been active in a number of major UN agencies.

Vocabulary:

independent federative state – независимое федеративное государство

the most developed – наиболее развитый

provinces - провинции

territories - территории

the west - запад

the east - восток

percent - процент

is covered - покрыты

glacier ice - ледник

are occupied by - заняты

bank - берег

bridge - мост

timber – лесная промышленность

mining – горная промышленность

chemical – химическая промышленность

wheat - пшеница

barley - ячмень

flax - лен

prosperous - процветающий

founding member - основатель

United Nations – Организация Объединенных Наций

major UN agencies – основные учреждения ООН

1) Make up these sentences.

1) on the North American continent / is / it / situated.

2) a lot of / there are / in Canada / rivers and lakes .

3) of Canada / are / English and French / official languages.

4) consists of / Canada / ten / territories / and / provinces / two.

2) Answer the questions.

1. What does Canada consist of?
2. Where is it situated?
3. What oceans is Canada washed by?
4. What are there in the eastern part of the country?
5. What are the main Canadian islands?
6. What are the largest rivers?
7. What is the size of Canada?
8. What is its area?
9. What is the capital of Canada? Where is it situated? What is it famous for?
10. What are the most developed industries?
11. What are grown in Canada?
12. What are the official languages?

3). Fill in the missing words.

Largest / flax / continent / an / eastern / Ocean / parks / provinces / developed western

Canada is 1) ... independent federative state. It is one of the most 2) ... countries. Canada consists of ten 3) ... and two territories. It is situated on the North American 4) The country is washed by the Pacific 5) ... in the west. The 6) ... parts of the country are mainly valleys and plains. The 7) ... territories are occupied by the Cordilleras. The 8) ... rivers are the Nelson, the Ottawa, the Mackenzie and the Yukon. Ottawa is famous for its beautiful 9) Canada grows wheat, barley, 10) ..., potatoes, vegetables and fruit.

4) True or false.

- 1) Canada is the most developed country.
- 2) Canada consists of two provinces and ten territories.
- 3) It is situated on the South American continent.
- 4) The country is washed by the Arctic Ocean in the south.
- 5) The largest rivers are Newfoundland, Victorian Island, Baffin Island and others.
- 6) In size Canada is the first in the world.

5) Quiz.

- **1.** Canada is surrounded by ____ oceans.
A. 1 B. 2 C. 3 D. 4
- **2.** What is the capital of Canada?
A. Ottawa B. Québec C. Vancouver D. Montreal
- **3.** Canada's national animal is the...
A. Grizzly bear. B. Moose. C. Beaver. D. Eagle.
- **4.** Canada owns ____% of the world's forests.
A. 5 B. 10 C. 15 D. 20
- **5.** Who were the first inhabitants of Canada?

- A. American people B. Aboriginal people C. European people D. Eskimos
- 6. Ice hockey is the national winter sport of the country. What is the national summer sport?
- A. Lacrosse B. Basketball C. Football D. Rugby
- 7. Niagara falls belongs to...
- A. Canada. B. The USA. C. Both of them. D. None of them.
- 8. How big is the population of the country?
- A. More than 10 million people B. More than 20 million people C. More than 30 million people D. More than 40 million people
- 9. In 2010 the Winter Olympic Games were held in Vancouver. There was another occasion when Canada was a host for the games. When was it?
- A. 1948 B. 1956 C. 1972 D. 1988

Canada

Canada is the second largest country in the world. Only Russia has a greater land area. Canada is situated in North America. Canada is slightly larger than the United States, but has only about a tenth as many people. About 28 million people live in Canada. About 80% of the population live within 320 km of the southern border. Much of the rest of Canada is uninhabited or thinly populated because of severe natural conditions. Canada is a federation of 10 provinces and 2 territories. Canada is an independent nation. But according to the Constitution Act of 1982 British Monarch, Queen Elizabeth II of the United Kingdom is recognized as Queen of Canada. This symbolizes the country's strong ties to Britain. Canada was ruled by Britain completely until 1867, when Canada gained control of its domestic affairs. Britain governed Canada's foreign affairs until 1931, when Canada gained full independence. Canada's people are varied. About 57% of all Canadians have some English ancestry and about 32% have some French ancestry. Both English and French are official languages of the country. French Canadians, most of whom live in the provinces of Quebec, have kept the language and customs of their ancestors. Other large ethnic groups are German, Irish and Scottish people. Native people — American Indians and Eskimos — make up about 2% of the country's population. 77% of Canada's people live in cities or towns. Toronto and Montreal are the largest urban areas. Ottawa is the capital of the country. Today, maintaining a sense of community is one of the major problems in Canada because of differences among the provinces and territories. Many Canadians in western and eastern parts of the country feel that the federal government does not pay enough attention to their problems. 80% of Quebec's population are French Canadians. Many of them believe that their province should receive a special recognition in the Canadian constitution.

Questions:

1. Where is Canada situated?
2. How many people live in Canada?
3. Where do most Canadians live?
4. Who is the head of state in Canada?
5. When did Canada gain its independence?
6. What are the official languages in Canada?
7. What people live in Canada?
8. What is the main problem facing Canada today?

Vocabulary:


land area — площадь
 population — население
 border — граница
 uninhabited — незаселенный
 thinly populated — малонаселенный
 severe — суровый
 natural conditions — природные условия
 independent — независимый
 Constitution Act — конституционный акт
 to recognize — признавать
 ties — связи
 to rule — править
 domestic affairs — внутренние дела
 to govern — управлять
 foreign affairs — иностранные дела
 ancestry — происхождение
 official language — государственный язык
 custom — обычай
 ancestors — предки
 Indians — индейцы
 to make up — составлять
 urban — городской
 to maintain — сохранять
 community — общность
 to pay attention — уделять внимание
 recognition — признание

Страноведческий тест

1. What is the capital of Canada?
a) London; b) Montreal; c) Ottawa
2. The British queen is also the queen of Canada. What official is the real head of the Canadian government?
3. Canada has an area of nearly ... square km.:
a) 10 mln.; b) 20 mln.; c) 15 mln.
4. Its western coast is washed by
a) the Pacific Ocean; b) the Indian Ocean; c) the Atlantic Ocean.
5. Who was the first settlers in Canada?
a) Indians; b) Pilgrims; c) Eskimos; d) Maori people
6. How many Canadians speak French?
7. Kings and navigators begun to dream of across the sea.
a) fish; b) the riches; c) ships
8. became the first important industry of Canada.
a) ship-building; b) motor-car building; c) fishing
9. What has the Eskimo invented?
10. On the prairies children from distant farms go , to big schools.
a) by air; b) by car; c) by train; d) by bus
11. What games and sports do the children and grown ups play?
12. What official languages does Canada have?
a) English and Canadian b) French and English c) Latin and English
13. is the home of the French Canadian nation.
a) Ottawa b) Halifax c) Quebec.

14.is the second largest French city in the world.
a) Quebec b) Ontario c) Montreal
15. The population of Canada ispeople.
a) 30mln. b) 34mln c) 10mln. d) 24mln.
16. Canada is rich in
17. The mountains of Canada are ...
a) The Rocky mountains b) the Cordillera c) the Blue Montains
18. Why is Canada a country of lakes?
19. The Federal Parliament consists of ...
a) The Senate b) the House of Commons c) the House of Representatives
20. A legislative assembly is elected by the people for
a) 1year b) 5years c) 4years
21. Ottawa is the federal capital and
22. What parties are represented in Parliament?

Canada



Across

1. The basic unit of currency in Canada is the Canadian _____.
3. The Eskimos of Canada are now called the _____.
6. _____ has the largest population out of all the Canadian provinces.
8. The prime _____ is the head of Canadian government.
10. Canada borders three oceans--the Atlantic Ocean, the Pacific Ocean, and the _____ Ocean.
11. The southern border of Ontario touches the five great _____.
12. The colors on the Canadian flag are red and _____.

Down

2. The capital of Canada is _____.
4. Canada has _____ provinces and three territories.
5. _____ is the capital of Ontario, and also the largest city in the country.
7. The monarch of Canada is also the _____ monarch.
8. Canada's national symbols are the beaver and the _____ leaf.
9. Most French Canadians live in the province of _____.

Практическая работа №23

Тема 4.1. Простое прошедшее время

Цель работы: Изучение нового грамматического материала, умение использовать полученные знания в разговорной речи;

Ход работы: Изучение нового грамматического материала. Выполнение упражнений.

Past Simple - простое прошедшее время

Время Past Simple используется для обозначения действия, которое произошло в определенное время в прошлом и время совершения которого уже истекло. Для уточнения момента совершения действия в прошлом при использовании времени Past Simple обычно используются такие слова, как *five days ago* (пять дней назад), *last year* (в прошлом году), *yesterday* (вчера), *in 1980* (в 1980 году) и т.п.

Образование Past Simple

Утвердительные предложения:

I played

He / she / it played

You played

We played

They played

Вопросительные предложения:

Did I play?

Did he / she / it play?

Did you play?

Did we play?

Did they play?

Отрицательные предложения:

I did not play

He / she / it did not play

You did not play

We did not play

They did not play

Для того, чтобы поставить английский глагол во время Past Simple, нужно использовать его «вторую форму». Для большинства глаголов она образуется прибавлением окончания - **ed**:

examine – examined, enjoy – enjoyed, close – closed

Однако есть также достаточно большая группа неправильных английских глаголов, которые образуют форму прошедшего времени не по общим правилам, для них форму прошедшего времени нужно просто запомнить.

*We **saw** your dog two blocks from here.*

Мы видели вашу собаку в двух кварталах отсюда.

В вопросительном предложении перед подлежащим нужно использовать вспомогательный глагол **do** в прошедшем времени – **did**, а после подлежащего поставить основной, значимый глагол в **начальной форме**:

Did you wash your hands? Ты помыл руки?

Did they sign the contract? Они подписали контракт?

В отрицательных предложениях перед глаголом нужно поставить вспомогательный глагол **did** и отрицательную частицу **not**:

We did not find our car. Мы не нашли свою машину.

I did not understand this question. Я не понял этот вопрос.

Случаи употребления Past Simple:

- Указание на простое действие в прошлом:

I saw Jeremy in the bank. Я видел Джереми в банке.

- Регулярные, повторяющиеся действия в прошлом:

The old man often visited me. Старик часто меня навещал.

I noticed this charming shop girl each time I went to buy something.

Я замечал эту очаровательную продавщицу каждый раз, когда шел за покупками.

- Перечисление последовательности действий в прошлом:

I heard a strange sound, looked back, and saw a huge cat sitting on the table.

Я услышал странный звук, обернулся и увидел здорового кота, сидящего на столе.

Exercises

1. Образуйте отрицательные и вопросительные предложения, исходя из данных.

Образец: She wrote this letter two days ago. – She **didn't write** this letter two days ago. – **Did** she **write** this letter two days ago?

1. It was very cold yesterday. 2. I arrived home late last night. 3. My boss left for London two weeks ago. 4. We had a good time at that party. 5. He got an excellent mark for his test. 6. Everybody laughed at him when he was at school. 7. It was very difficult for her to study two foreign languages. 8. My brother bought a new car yesterday. 9. My parents were at home last night. 10. We passed our last exam two days ago. 11. There were many students at the lecture of this famous professor. 12. She brought a lot of souvenirs from her trip.

2. Задайте вопросы к подчёркнутым частям предложений.

1. They came to visit his friend yesterday. 2. Robert took his driving test last week. 3. Last year he didn't go to the South because of the exams. 4. These students were usually late for their lectures last term because they had transport problems. 5. Yesterday we went to the concert together. It was great! 6. My friends stayed at this hotel for two weeks last year. 7. I passed five exams last term and I got excellent marks.

3. Поставьте глагол в скобках либо в Present Indefinite (Simple), либо в Past Indefinite (Simple).

1. I often (*see*) my friend at the university. Yesterday I (*see*) him in the dean's office. 2. We always (*meet*) on Sundays. Last month we (*meet*) not only on Sundays, but also on Saturdays. 3. Dan usually (*walk*) to his office. Yesterday he (*take*) a taxi, because he (*be*) late for his work. 4. My

sister usually (*have*) English lesson twice a week. Last week she (*have*) three English lessons.
 5. They always (*watch*) TV in the evening. Yesterday evening they (*watch*) a football match.
 6. She often (*lose*) things. Yesterday she (*lose*) her purse.
 7. Our teacher of English always (*give*) us a lot of homework. At the last lesson she (*not / give*) us any task to be done at home.
 8. I usually (*go*) to the club with my friends. Last night I (*go*) there alone, because my friends (*be*) out of town.

Практическая работа №24

Тема 4.2. Правильные и неправильные глаголы

Цель работы: Изучение нового грамматического материала, умение использовать полученные знания в разговорной речи;

Ход работы: Изучение нового грамматического материала. Выполнение упражнений.

Список неправильных глаголов

VERB	PAST SIMPLE	PAST PARTICIPLE	ПЕРЕВОД
arise [ə'raiz]	arose [ə'rəuz]	arisen [ə'riz(ə)n]	Возникать, происходить
awake [ə'weik]	awoke [ə'wəuk]	awoken [ə'wəukən]	Будить, проснуться
be [bi:]	was [wɒz], were [wɜ:]	been [bi:n]	Быть
bear [beə]	bore [bɔ:]	borne [bɔ:n]	Нести, выносить
beat [bi:t]	beat [bi:t]	beaten ['bi:tn]	Бить
become [bi:kʌm]	became [bi:keim]	become [bi:kʌm]	Становиться
begin [bi'gin]	began [bi'gæn]	begun [bi'gʌn]	Начинать
bend [bend]	bent [bent]	bent [bent]	Сгибать
bet [bet]	bet [bet]	bet [bet]	Поспорить
bite [baɪt]	bit [bɪt]	bitten [bɪtn]	Кусать, клевать
bleed [bli:d]	bled [bled]	bled [bled]	Кровоточить
blow [blou]	blew [blu:]	blown [bloun]	Дуть
break [breɪk]	broke [brɔuk]	broken ['brɔuk(e)n]	Ломать
bring [brɪŋ]	brought [brɔ:t]	brought [brɔ:t]	Приносить
build [bɪld]	built [bɪlt]	built [bɪlt]	Строить
burn [bɜ:n]	burnt [bɜ:nt]	burnt [bɜ:nt]	Гореть
buy [baɪ]	bought [bɔ:t]	bought [bɔ:t]	Покупать
catch [kætʃ]	caught [kɔ:t]	caught [kɔ:t]	Ловить, хватать, успеть
choose [tʃu:z]	chose [tʃəuz]	chosen [tʃəuz(ə)n]	Выбирать
come [kʌm]	came [keim]	come [kʌm]	Приходить
cost [kɒst]	cost [kɒst]	cost [kɒst]	Стоить
creep [kri:p]	crept [krept]	crept [krept]	Ползать
cut [kʌt]	cut [kʌt]	cut [kʌt]	Резать

deal [di:l]	dealt [dɛlt]	dealt [dɛlt]	Иметь дело
do [du:]	did [did]	done [dʌn]	Делать
draw [drɔ:]	drew [dru:]	drawn [drɔ:n]	Рисовать, тащить
dream [dri:m]	dreamt [dremt]	dreamt [dremt]	Мечтать, дремать
drink [drɪŋk]	drank [dræŋk]	drunk [drʌŋk]	Пить
drive [draɪv]	drove [drouv]	driven ['drɪvn]	Водить
eat [i:t]	ate [eit]	eaten ['i:tn]	Есть
fall [fɔ:l]	fell [fel]	fallen ['fɔ:lən]	Падать
feed [fi:d]	fed [fed]	fed [fed]	Кормить
feel [fi:l]	felt [felt]	felt [felt]	Чувствовать
fight [fait]	fought [fɔ:t]	fought [fɔ:t]	Бороться
find [faɪnd]	found [faʊnd]	found [faʊnd]	Находить
fit [fit]	fit [fit]	fit [fit]	Подходить по размеру
flee [fli:]	fled [flɛd]	fled [flɛd]	Убегать, исчезать
fly [flai]	flew [flu:]	flown [floun]	Летать
forbid [fə'brɪd]	forbade [fə'beɪd]	forbidden [fəbɪdn]	Запрещать
forget [fə'get]	forgot [fə'gɒt]	forgotten [fə'gɒt(ə)n]	Забывать
forgive [fo'gɪv]	forgave [fo'geɪv]	forgiven [fo'gɪvn]	Прощать
get [get]	got [gɒt]	got [gɒt]	Получать
give [gɪv]	gave [geɪv]	given [gɪvn]	Давать
go [gou]	went [went]	gone [gɒn]	Идти
grow [grou]	grew [gru:]	grown [groun]	Расти
hang [hæŋ]	hung [hʌŋ]	hung [hʌŋ]	Вешать
have [hæv]	had [hæd]	had [hæd]	Иметь
hear [hiə]	heard [hɜ:d]	heard [hɜ:d]	Слышать
hide [haɪd]	hid [hɪd]	hidden ['hɪdn]	Прятать
hit [hit]	hit [hit]	hit [hit]	Попадать в цель
hide [haɪd]	hid [hɪd]	hidden [hɪdn]	Скрывать, прятать
hold [hould]	held [held]	held [held]	Держать
hurt [hɜ:t]	hurt [hɜ:t]	hurt [hɜ:t]	Ушибить
keep [ki:p]	kept [kept]	kept [kept]	Содержать
knit [nɪt]	knit [nɪt]	knit [nɪt]	Вязать, штопать
know [nou]	knew [nju:]	known [noun]	Знать
lay [lei]	laid [leid]	laid [leid]	Класть
lead [li:d]	led [led]	led [led]	Вести
learn [lɜ:n]	learnt [lɜ:nt]	learnt [lɜ:nt]	Учить
leave [li:v]	left [left]	left [left]	Оставлять
lend [lend]	lent [lent]	lent [lent]	Занимать

let [let]	let [let]	let [let]	Позволять
lie [lai]	lay [lei]	lain [lein]	Лежать
light [lait]	lit [lit]	lit [lit]	Освещать
lose [lu:z]	lost [lɒst]	lost [lɒst]	Терять
make [meik]	made [meid]	made [meid]	Производить
mean [mi:n]	meant [ment]	meant [ment]	Значить
meet [mi:t]	met [met]	met [met]	Встречать
mistake [mis'teik]	mistook [mis'tuk]	mistaken [mis'teik(e)n]	Ошибаться
overcome [əʊvə'kʌm]	overcame [əʊvə'keɪm]	overcome [əʊvə'kʌm]	Преодолеть, побороть
pay [pei]	paid [peɪd]	paid [peɪd]	Платить
put [put]	put [put]	put [put]	Положить
read [ri:d]	read [red]	read [red]	Читать
ride [raid]	rode [roud]	ridden ['rɪdn]	Ездить верхом
ring [rɪŋ]	rang [ræŋ]	rung [rʌŋ]	Звенеть
rise [raɪz]	rose [rouz]	risen ['rɪzn]	Подниматься
run [rʌŋ]	ran [ræŋ]	run [rʌŋ]	Бежать
say [sei]	said [sed]	said [sed]	Говорить
see [si:]	saw [sɔ:]	seen [si:n]	Видеть
sell [sel]	sold [sould]	sold [sould]	Продавать
send [send]	sent [sent]	sent [sent]	Посылать
set [set]	set [set]	set [set]	Ставить
shake [ʃeɪk]	shook [ʃʊk]	shaken ['ʃeɪk(ə)n]	Встряхивать
show [ʃəʊ]	showed [ʃəʊd]	shown [ʃəʊn]	Показывать
shut [ʃʌt]	shut [ʃʌt]	shut [ʃʌt]	Закрывать
sing [sɪŋ]	sang [sæŋ]	sung [sʌŋ]	Петь
sink [sɪŋk]	sank [sæŋk], sunk [sʌŋk]	sunk [sʌŋk]	Тонуть
sit [sit]	sat [sæt]	sat [sæt]	Сидеть
sleep [sli:p]	slept [slept]	slept [slept]	Спать
smell [smel]	smelt [smɛlt]	smelt [smɛlt]	Пахнуть, чувствовать
speak [spi:k]	spoke [spouk]	spoken ['spouk(e)n]	Говорить
spend [spend]	spent [spent]	spent [spent]	Тратить
spin [spɪn]	spun [sprʌn]	spun [sprʌn]	Крутить, вертеть
split [splɪt]	split [splɪt]	split [splɪt]	Разделять, разбивать
spoil [spɔɪl]	spoilt [spɔɪlt]	spoilt [spɔɪlt]	Портить
stand [stænd]	stood [stu:d]	stood [stu:d]	Стоять
steal [sti:l]	stole [stouɪ]	stolen ['stəʊlən]	Красть
strike [straɪk]	struck [strʌk]	struck [strʌk]/ stricken [stri:kən]	Бить, бастовать
swear [swɛə]	swore [swɔ:]	sworn [swɔ:n]	Клясться, присягать

swell [swel]	swelled [sweld]	swollen ['swoul(e)n]	Разбухать
swim [swim]	swam [swem]	swum [swʌm]	Плывать
take [teik]	took [tuk]	taken ['teik(ə)n]	Брать, взять
teach [ti:tʃ]	taught [tɔ:t]	taught [tɔ:t]	Учить
tear [teə]	tore [tɔ:]	torn [tɔ:n]	Рвать
tell [tel]	told [tould]	told [tould]	Рассказывать
think [θɪŋk]	thought [θɔ:t]	thought [θɔ:t]	Думать
throw [θrəu]	threw [θru:]	thrown [θrəʊn]	Бросать
understand [ʌndə'stænd]	understood [ʌndə'stud]	understood [ʌndə'stud]	Понимать
undertake [ʌndə'teɪk]	undertook [ʌndə'tʊk]	undertaken [ʌndə'teɪk(ə)n]	Предпринимать, совершать
wake [weɪk]	woke [wʊk]	woken ['wʊk(e)n]	Просыпаться
wear [weə]	wore [wɔ:]	worn [wɔ:n]	Носить
win [wɪn]	won [wʌn]	won [wʌn]	Выигрывать
write [raɪt]	wrote [rʊt]	written ['rɪtn]	Писать

Exercises

1. Заполните пропуски глаголами в форме *Past Indefinite (Simple)*. Используйте глаголы из данного списка.

Text 1

start, want, have, continue, be, see, hit, become, wake

Ludwig van Beethoven ... born in 1770 in Bonn, Germany. He ... a difficult and miserable childhood. His father, Johann, was a musician for the king. Johann ... to give Ludwig piano lessons before he was four years old. Ludwig was so small that he had to stand on the piano seat to reach the piano. When Johann ... how quickly Ludwig learned, he knew that his son had talent. He ... to make Ludwig into a concert performer, and he was very demanding. He ... Ludwig's hand when he made a mistake and often ... him up in the middle of the night to make him play for friends. Ludwig ... to study, and, in 1782, he ... the assistant organist for the king. He was only 12 years old!

Text 2

go, draw, fill, be, study, grow, design, have, admire, write, marry

Leonardo da Vinci ... born in 1452 in the town of Vinci, near Florence, Italy. His parents never ..., so Leonardo lived with his father in Florence. Over the years, he ... four stepmothers and eleven stepsisters and stepbrothers. At the age of 15, Leonardo ... to work with a famous artist. He ... painting, sculpture, music, mathematics, and science. By 20, he was a master painter.

Da Vinci was a great inventor, too. He ... more than 1,000 inventions. For example, he ... a flying machine 400 years before the airplane was invented. He also designed an air conditioner, an alarm clock, a submarine, a bridge, and many other things. Da Vinci ... down all his ideas and observations in notebooks. He also ... the notebooks with more than 5,000 drawings of plants, animals, and the human body.

As da Vinci ... older, he stayed alone more and more. Although people ... him, many didn't understand him because his ideas were far ahead of his time.

2. Переведите предложения на английский язык, используя *Past Simple*.

1. Когда ваш сын поступил в университет? – Он поступил в прошлом году. 2. Она вчера не пришла, так как была очень занята. 3. Кто встречал вас на вокзале? – Мой брат. 4. Сколько раз в неделю у вас был английский в прошлом семестре? – Два раза в неделю. 5. Вчера все студенты нашей группы сдали экзамен по физике, кроме Зорина: он был не готов. 6. С кем вы обсудили этот вопрос? – Мы обсудили его с ректором. 7. Вы познакомились с этим мужчиной на работе, не так ли? – Да, мы познакомились месяц назад. 8. На прошлой неделе мы никуда не выходили по вечерам. 9. Он окончил университет три года назад. 10. Куда вы ездили в отпуск летом? – Мы ездили на Украину. – Какая там была погода? – Было очень жарко. 11. Разве она не хотела принять участие в концерте? – Она хотела, но заболела пару дней назад. 12. Кто оставил эту записку? – Наш сосед. 13. Где ты достал этот словарь? – Взял в библиотеке. 14. Джон Кеннеди стал президентом США, когда ему было 43 года; а Дмитрий Медведев стал президентом России в 42 года.

3. Перепишите следующий текст в прошедшем времени.

Boris wakes up when it is already quite light. He looks at his watch. It is a quarter to seven. Quick! Boris jumps out of bed and runs to the bath-room. He has just time to take a cold shower and I drink a glass of tea with bread and butter. He is in a hurry to catch the eight o'clock train. At the railway station he meets three other boys from his group. They all have small backpacks and fishing-rods. In less than an hour they get off the train at a small station near a wood. They walk very quickly and soon find themselves on the shore of a large lake. The boys spend the whole day there fishing, boating and swimming. They return home late at night, tired but happy.

4. Используйте слова в скобках для образования предложений в Past Simple.

- 1) They _____ football at the institute. (to play)
- 2) She _____ emails. (not / to write)
- 3) _____ you _____ English? (to speak)
- 4) My mother _____ fish. (not / to like)
- 5) _____ Ann _____ any friends? (to have)
- 6) His brother _____ in an office. (to work)
- 7) She _____ very fast. (cannot / to read)
- 8) _____ they _____ the flowers every 3 days? (to water)
- 9) His wife _____ a motorbike. (not / to ride)
- 10) _____ Elizabeth _____ coffee? (to drink)

Практическая работа №25

Тема 4.3. Традиции и праздники англоговорящих стран

Цель работы: Развитие умения поиска специфической информации; развитие умения говорить на основе прочитанного, формирование чтения и говорения;

Ход работы: Выполнение упражнений на знание социокультурной информации о стране. Изучение новой лексики. Работа с текстом.

CUSTOMS AND TRADITIONS IN THE USA AND GREAT BRITAIN

People all over the world like holidays very much. Halloween, St. Valentine's Day, Christmas, Thanksgiving, New Year's Day are modern holidays descended from the red-letter days, and seasonal celebrations. People have invented and reinvented them over the years. But why do we celebrate them? For the British and Americans any holiday is an opportunity for the whole family to get together. It is a very old, but still quite popular tradition to have a holiday dinner. People usually make particular meals for each holiday. Christmas pudding and Thanksgiving turkey, for example, are known all over the world. The British and Americans always congratulate their close friends and relatives on holidays. They usually send colourful cards, give presents. Many people decorate their homes. The most famous and the most favourite holiday is Christmas.

Christmas, or Christ Mass, is the day when we celebrate the birth of Jesus Christ. People celebrate it on the 25th of December. Christmas is the biggest holiday of the year and the one that many people – especially children – enjoy very much. The main tradition of this holiday is a Christmas tree. In Britain this tradition began in 1841. Queen Victoria's husband, Prince Albert, brought this German tradition (he was German) to Britain. A few years after, nearly every house in Britain had one. Traditionally people decorate their trees on Christmas Eve – that is December 24th. One more custom is connected with this winter holiday: every year the people of Norway give the city of London a present. They want to say "Thank you" for British help in World War II. It is a big Christmas tree and it stands in Trafalgar Square.

An older tradition is Christmas mistletoe. People put a piece of this green plant with its white berries over a door. Mistletoe brings good luck, people say. Also, at Christmas British and American people kiss their friends and family under the mistletoe.

One more tradition is Christmas carols. Before Christmas, groups of singers go from house to house. They collect money and sing traditional Christmas songs or carols.

British and American children do not open their presents on December 24th. Some children hang a stocking at the end of their bed. Father Christmas brings their presents at night. Then they open them in the morning of the 25th. The presents are put into stockings or the larger ones are arranged around the Christmas tree. There is another name for Father Christmas in Britain and the USA – Santa Claus. That comes from the European name Saint Nicholas. In the traditional story he lives at the North Pole. But now he lives in big shops in towns and cities all over Britain. Then on Christmas Eve he visits every house with his reindeer. He climbs down the chimney and leaves lots of presents. Some people leave something for him, too.

The most important meal on December 25th is Christmas dinner. Nearly all Christmas food is traditional, but a lot of traditions are not very old. For example, there were no turkeys in Britain before 1800. And even in the nineteenth century, goose was the traditional meal at Christmas. But not now. A twentieth-century British Christmas dinner is roast turkey with carrots, potatoes, peas and Brussels sprouts. There are sausages and bacon, too. After the turkey, there is Christmas pudding. Crackers are also usual at Christmas dinner. These came to Britain from China in the nineteenth century. On Christmas Day at three o'clock in the afternoon, the Queen makes a speech on the radio and TV. It is ten minutes long. In this speech she talks to people of the United Kingdom and the

Commonwealth about the past year. This speech is filmed a few weeks before Christmas and the Queen spends Christmas with her family at Windsor Castle near London. In the USA the President gives his message on TV.

The 25th of December is not the last day of this holiday. December 26th is Boxing Day. On this day boys from the shops in each town asked for money at Christmas. They went from house to house and took boxes made of wood with them. At each house people gave them money. This was a Christmas present. So the name of December 26th comes from those wooden boxes. Now Boxing Day is the real day for Christmas parties and visiting friends. All people like to watch their favourite sports on TV.

Выберите один из предложенных вариантов ответа.

1. Christmas is
 - a) a religious holiday.
 - b) a mythological living being.
 - c) a pagan festivity.
2. In English-speaking countries it was originally celebrated
 - a) in December.
 - b) by druids only.
 - c) in January.
3. The people of Norway give the city of London a big Christmas tree
 - a) because the Queen of Great Britain is considered to be an official head of Norway.
 - b) to thank British people for their help in the war.
 - c) to express their love and friendship to more powerful neighbour.
4. The tradition of Christmas tree in Britain
 - a) began in the 18th century.
 - b) was an ancient British tradition.
 - c) came from Germany.
5. On Christmas Eve Santa Claus
 - a) comes into the house through the chimney and leaves a lot of presents.
 - b) comes from house to house and sings Christmas carols.
 - c) eats and drinks everything people have cooked for him.
6. A Christmas meal now includes
 - a) turkey, sweet potatoes, corn and pumpkin pie.
 - b) turkey, peas, pumpkin pie.
 - c) roast turkey with carrots, potatoes, peas, Christmas pudding.

Дайте русские эквиваленты данным словам и выражениям.

☐ to decorate ☐ modern holiday ☐ to celebrate ☐ red-letter day ☐ carol ☐ on the eve of

□to get together □ seasonal celebration □to congratulate on □to bring good luck
□ tradition □to give presents □ relative □to get presents □to be known all over the world

Переведите следующие предложения на английский язык.

- 1) Для многих людей в США и Великобритании Рождество – это повод собраться всей семьёй.
- 2) Существует множество разных праздников, но самый любимый – Рождество.
- 3) Каждый год жители Норвегии дарят британцам большую рождественскую ель в знак благодарности за помощь во Второй мировой войне.
- 4) Главная рождественская ель Соединенного Королевства находится в центре Трафальгарской площади.
- 5) Собираться всей семьей за праздничным столом – любимая традиция британцев и американцев.
- 6) Во время праздничных гуляний можно услышать рождественские песни на улицах британских и американских городов.
- 7) Американцы и британцы всегда поздравляют своих родственников и близких друзей с этим праздником: посылают им открытки и дарят подарки.
- 8) В канун праздника люди украшают не только рождественские ели, но и свои дома.
- 9) Считается, что ветка омелы приносит удачу.
- 10) Согласно древней традиции, если два человека оказываются под веткой омелы, то они должны поцеловать друг друга.
- 11) В США и Великобритании существует традиционное для каждого праздника блюдо.
- 12) Считается, что в канун Рождества в каждый дом приходит Санта Клаус. Он спускается по печной трубе и оставляет подарки под елью или в специальных чулках, которые висят над камином.
- 13) Ходить в гости к родственникам и близким друзьям 26 декабря – еще одна рождественская традиция.
- 14) 26 декабря мальчишки со специальными деревянными коробками ходят от дома к дому и поздравляют всех с праздником. Жители домов кладут туда деньги и подарки.

Holidays and festivals in Great Britain

There are 8 holidays in Great Britain. On these days people do not go to work. They are: Christmas Day, Boxing day, New Year's Day, Good Friday, Easter, May Day, Spring Bank Holiday, Late Summer Bank Holiday.

Most of these holidays are of the religious origin. But nowadays they have lost their religious significance and are simply days on which people relax, visit their friends. All the public holidays, except New Year's Day, Christmas and Boxing Day, are movable. They don't fall on the same date each year.

Besides public holidays, there are other festivals, anniversaries, on which certain traditions are observed. But if they don't fall on Sunday, they're ordinary working days.

New Year

In England New Year is not as widely observed as Christmas. Some people just ignore it, but other celebrates it in one way or another.

At midnight people listen to the chiming of Big Ben and sing "Auld Lang Syne" (a song by Robert Burns "The days of long ago").

Another popular way to celebrate New Year is to go to a New Year dance.

The most famous celebration is round the statue of Eros in Piccadilly Circus. People sing, dance and welcome the New Year.

May Day

May Day - the first day of May - is associated more with ancient folklore than with the workers. In some villages the custom of dancing round the maypole (майское дерево) is acted out.

Halloween

Halloween is celebrated on 31st of October. This is the day before All Saint's Day in the Christian calendar and is associated with the supernatural. People hold fancy-dress parties (people dress up in witches and ghosts).

Christmas

Christmas day is observed on 25th of December. On Christmas Day many people go to church. On returning from church the family gather round the tree and open the parcels. Every one gets something.

Christmas meal is really traditional stuffed turkey, boiled ham, mashed potatoes to be followed by plum pudding, mince pies, tea or coffee and cakes.

People travel from all parts of the country to be at home for Christmas.

St Valentine's Day

St Valentine's day is celebrated on February, 14. Every St Valentine's day thousands of people travel to a small village on Scotland's border with England to get married.

On this day boys and girls, sweethearts, husbands and wives, friends and neighbors exchange greetings of affection and love. People send each other greeting cards, chocolate and flowers. Valentine's cards are very colorful, with a couple of human hearts on them.

Easter

Easter is a time when certain traditions are observed. In England presents traditionally take the form of an Easter egg. Easter eggs are usually made from chocolate.

Easter eggs always grace breakfast tables on Easter Day. Sometimes they are hidden about the houses for the children to find them.

Holidays in USA

Americans share three national holidays with many countries: Easter Sunday, Christmas Day, and New Year's Day.

Easter, which falls on a spring Sunday that varies from year to year, celebrates the Christian belief in the resurrection of Jesus Christ. For Christians, Easter is a day of religious services and the gathering of family. Many Americans follow old traditions of coloring hard-boiled eggs and

giving children baskets of candy. On the next day, Easter Monday, the president of the United States holds an annual Easter egg hunt on the White House lawn for young children.

Christmas Day, December 25, is another Christian holiday; it marks the birth of the Christ Child. Decorating houses and yards with lights, putting up Christmas trees, giving gifts, and sending greeting cards have become traditions even for many non-Christian Americans.

New Year's Day, of course, is January 1. The celebration of this holiday begins the night before, when Americans gather to wish each other a happy and prosperous coming year.

Uniquely american holidays

Eight other holidays are uniquely American (although some of them have counterparts in other nations). For most Americans, two of these stand out above the others as occasions to cherish national origins: Thanksgiving and the Fourth of July.

Thanksgiving Day is the fourth Thursday in November, but many Americans take a day of vacation on the following Friday to make a four-day weekend, during which they may travel long distances to visit family and friends. The holiday dates back to 1621, the year after the Puritans arrived in Massachusetts, determined to practice their dissenting religion without interference.

After a rough winter, in which about half of them died, they turned for help to neighboring Indians, who taught them how to plant corn and other crops. The next fall's bountiful harvest inspired the Pilgrims to give thanks by holding a feast. The Thanksgiving feast became a national tradition -- not only because so many other Americans have found prosperity but also because the Pilgrims' sacrifices for their freedom still captivate the imagination. To this day, Thanksgiving dinner almost always includes some of the foods served at the first feast: roast turkey, cranberry sauce, potatoes, pumpkin pie. Before the meal begins, families or friends usually pause to give thanks for their blessings, including the joy of being united for the occasion.

The Fourth of July, or Independence Day, honors the nation's birthday -- the signing of the Declaration of Independence on July 4, 1776. It is a day of picnics and patriotic parades, a night of concerts and fireworks. The flying of the American flag (which also occurs on Memorial Day and other holidays) is widespread. On July 4, 1976, the 200th anniversary of the Declaration of Independence was marked by grand festivals across the nation.

Besides Thanksgiving and the Fourth of July, there are six other uniquely American holidays.

Martin Luther King Day: The Rev. Martin Luther King, Jr., an African-American clergyman, is considered a great American because of his tireless efforts to win civil rights for all people through nonviolent means. Since his assassination in 1968, memorial services have marked his birthday on January 15. In 1986, that day was replaced by the third Monday of January, which was declared a national holiday.

Presidents' Day: Until the mid-1970s, the February 22 birthday of George Washington, hero of the Revolutionary War and first president of the United States, was a national holiday. In addition, the February 12 birthday of Abraham Lincoln, the president during the Civil War, was a holiday in most states. The two days have been joined, and the holiday has been expanded to embrace all past presidents. It is celebrated on the third Monday in February.

Memorial Day: Celebrated on the fourth Monday of May, this holiday honors the dead. Although it originated in the aftermath of the Civil War, it has become a day on which the dead of all wars, and the dead generally, are remembered in special programs held in cemeteries, churches, and other public meeting places.

Labor Day: The first Monday of September, this holiday honors the nation's working people, typically with parades. For most Americans it marks the end of the summer vacation season, and for many students the opening of the school year.

Columbus Day: On October 12, 1492, Italian navigator Christopher Columbus landed in the New World. Although most other nations of the Americas observe this holiday on October 12, in the United States it takes place on the second Monday in October.

Veterans Day: Originally called Armistice Day, this holiday was established to honor Americans who had served in World War I. It falls on November 11, the day when that war ended in 1918, but it now honors veterans of all wars in which the United States has fought. Veterans' organizations hold parades, and the president customarily places a wreath on the Tomb of the Unknowns at Arlington National Cemetery, across the Potomac River from Washington, D.C.

Find some more information about one of the holidays of Great Britain or USA. Prepare a presentation.

Практическая работа №26

Тема 4.4. Простое будущее время

Цель работы: Изучение нового грамматического материала, умение использовать полученные знания в разговорной речи;

Ход работы: Изучение нового грамматического материала. Выполнение упражнений.

Future Simple - простое будущее время

Время Future Simple ссылается на действие, которое совершится в неопределенном или отдаленном будущем. Простое будущее время обычно используется с обстоятельствами: *tomorrow* (завтра), *next year* (в следующем году), *in five years* (через пять лет), *in 2035* (в 2035 году) и т.п.

Образование Future Simple

Утвердительные предложения:

I shall/will play

He / she / it will play

You will play

We shall/will play

They will play

Вопросительные предложения:

Shall/Will I play?

Will he / she / it play?

Will you play?

Shall/Will we play?

Will they play?

Отрицательные предложения:

I shall/will not play

He / she / it will not play

You will not play

We shall/will not play

They will not play

Для того, чтобы поставить глагол во временную форму Future Simple, нужно использовать его начальную форму и вспомогательный глагол shall (для первого лица) или will (второе и третье лицо). В устной речи shall и will чаще всего сокращаются до формы 'll, которая может использоваться во всех лицах.

Примечание:

В современном английском, особенно в устной речи, will стал использоваться и в первом лице:

I will go to Shanghai next summer. Следующим летом я поеду в Шанхай.

В вопросительном предложении вспомогательные глаголы shall или will ставятся перед подлежащим. Значимый глагол остается после подлежащего в своей начальной форме:

Shall we go to the beach? Мы пойдём на пляж?

Will your boss agree with our conditions? Ваш босс согласится с нашими условиями?

В отрицательных предложениях за вспомогательным глаголом следует отрицательная частица not. Вместе они могут быть сокращены до формы won't:

Fred will not (won't) agree to help us. Фред не согласится нам помочь.

Случаи употребления Future Simple:

- Указание на простое действие в будущем:

We'll return in 4 hours. Мы вернемся через 4 часа.

It will not be easy to convince him. Его будет нелегко убедить.

- Описание будущего факта

The exhibition will open in May. — Выставка откроется в мае.

- Предположение или прогноз

I think it will rain tomorrow. — Я думаю, завтра пойдет дождь.

- Выражение намерения или решения, возникшее в момент речи

I'm thirsty. I think I'll have a glass of juice. — Я хочу пить. Думаю, я выпью стакан сока.

Конструкция going to

Going to используется, чтобы выразить намерение, когда решение принято заранее:

I'm going to make a cake tonight. — Сегодня вечером я буду делать торт.

Going to в Future Simple также используется для предположений, когда есть признак того, что что-то произойдет:

Look at those clouds. It's going to rain. — Посмотри на эти тучи. Собирается дождь.

Exercises

1. Вставьте 'll или won't.

1. Lucy was born in 1995. In 2007 she _____ be 12.
2. It's sunny today. It _____ rain.
3. Kelly is eleven today. She _____ be twelve until next year.
4. Rob is nine. He _____ be ten on his next birthday.
5. This month is May. It _____ be June next month.
6. Jenny: 'Mum, the bus is late. I _____ be home until eight o'clock.
7. It's 25 degrees today. It _____ snow tomorrow.
8. I sent the letter this afternoon. It _____ arrive until tomorrow.

2. Раскройте скобки, употребляя глаголы в *Present Continuous*, *Present Simple* или в *Future Simple*.

1. I (to play) chess tomorrow. 2. I (not to play) chess tomorrow. 3. You (to play) chess tomorrow? 4. He (to play) chess every day. 5. He (not to play) chess every day. 6. He (to play) chess every day? 7. They (to play) chess now. 8. They (not to play) chess now. 9. They (to play) chess now? 10. Nick (to go) to the park now. 11. Nick (to go) to school every day. 12. Nick (to go) to school tomorrow. 13. You (to come) to my place next Sunday? 14. You (to read) this book next week? 15. You (to read) books every day? 16. You (to read) a book now? 17. I (not to see) him tomorrow. 18. What you (to do) tomorrow? 19. What your friend (to do) tomorrow? 20. Where you (to go) next summer? 21. Where you (to go) every morning? 22. Where you (to go) now? 23. Look! Mary (to dance). 24. She (to dance) every day. 25. She (to dance) tomorrow?

3. Раскройте скобки, употребляя глаголы в *Present Simple* или *Future Simple*. (Все предложения относятся к будущему).

1. When he (to return) to St. Petersburg, he (to call) on us. 2. If I (to see) him, I (to tell) him about their letter. 3. We (to gather) at our place when my brother (to come) back from Africa. 4. I (to sing) this song with you if you (to tell) me the words. 5. I hope you (to join) us when we (to gather) in our country house the next time. 6. What you (to do) when you (to come) home? 7. If I (to stay) some more days in your town, I (to call) on you and we (to have) a good talk. 8. He (to go) to the Public Library very often when he (to be) a student. 9. As soon as I (to return) from school, I (to ring) you up. 10. You (to pass) many towns and villages on your way before you (to arrive) in Moscow. 11. I (to stay) at home till she (to come). Then we (to go) to the theatre if she (to bring) tickets. 12. After I (to finish) school, I (to enter) the University.

4. Переведите на английский язык, употребляя глаголы в *Present Simple* или *Future Simple*.

1. Я приду домой в шесть часов. 2. Когда я приду домой, я позвоню вам. 3. Она позвонит нам вечером. 4. Если она позвонит вам, попросите ее принести мне книгу. 5. Я увижу Тома завтра. 6. Как только я увижу Тома, я расскажу ему об этом. 7. Я поеду в Париж на будущей неделе. 8. Перед тем, как я поеду в Париж, я позвоню вам. 9. Он не пойдет в библиотеку сегодня вечером. 10. Если он не пойдет в библиотеку, он будет дома. 11. Мы будем дома завтра. 12. Если мы будем дома завтра, мы посмотрим эту программу по телевизору. 13. Ее не будет завтра дома. 14. Если ее не будет завтра дома, оставьте ей записку. 15. Завтра погода будет хорошая. 16. Если завтра погода будет хорошая, мы поедем за город. 17. Когда она приходит в школу, она снимает пальто. 18. Когда она придет в школу, она снимет пальто. 19. Как только он вспоминает эту смешную сцену, он начинает смеяться. 20. Как только он вспомнит эту смешную сцену, он начнет смеяться.

Практическая работа №27

Тема 4.5. Выдающиеся ученые и политические деятели

Цель работы: Развитие умения поиска специфической информации; развитие умения говорить на основе прочитанного, формирование чтения и говорения;

Ход работы: Чтение, перевод, пересказ текста. Беседа по теме.

British scientists and inventors

Science has been a driving force behind the evolution of the modern world. British scientists have made immense contribution to the different fields including physics and biology. Isaac Newton is considered by many to be one of the most influential scientists of all time and a key figure in the scientific revolution. He developed the theory of colour, studied the speed of sound and formulated the laws of motion and universal gravitation (published in 1687), which dominated scientific view of the physical universe for the next three centuries. The main discoveries of Michael Faraday (1791 -1867) include those of electromagnetic induction and electrolysis.

Charles Darwin introduced his revolutionary theory of evolution in his book 'On the Origin of Species' published in 1859. It changed the way the world look at the creation of life. Many English inventors of the present and of the past literally changed our world. Steam engine constructed by a Scottish inventor and engineer James Watt (1736 - 1819) was fundamental to the changes brought by the Industrial Revolution in both his native Great Britain and the rest of the world. The first mechanical computer created by a mathematician and philosopher Charles Babbage (1791-1871) eventually led to more complex designs. But the computer we know today would not be possible without a pioneering British computer scientist Alan Turing. During the Second World War this mathematician and his team were successful in deciphering the German coding machine 'Enigma'. If Babbage is considered by some to be a «father of the computer», Turing is widely declared to be the father of theoretical computer science and artificial intelligence. And the author of undoubtedly one of the most revolutionary inventions of the 20th century - the World Wide Web (WWW), - is another British Computer Scientist Sir Tim Berners-Lee (born in 1955). In 2004, Berners-Lee was knighted by Queen Elizabeth II for his pioneering work.

Some of the discoveries and invention of these scientists have inspired some people to take up science as a career. The list of British scientist and their contribution towards science is a long one and embraces several centuries up to modern days.

Vocabulary:

artificial intelligence - искусственный разум

contribution - вклад

dominate - господствовать, преобладать

driving force - движущая сила

eventually - в итоге, в конце концов, со временем

fundamental - основной, основополагающий

immense - огромный, необъятный

industrial revolution - промышленная революция

influential - влиятельный

key figure - ведущая, ключевая фигура

to knight - посвящать в рыцари

laws of motion - законы движения

literally - буквально

pioneering - новаторский
species - виды
steam engine - паровой двигатель
universal gravitation - всемирное тяготение
undoubtedly - несомненно, бесспорно

Answer the questions

1. Name the most famous British Scientists of 17th century, 18th century, 19th century, 20th and 21st century.
2. What important scientific discoveries were made by Isaac Newton?
3. Who discovered electromagnetic induction?
4. What is the name of the book where Charles Darwin described the theory of evolution?
5. How did the invention of steam engine changed the world?
6. Who is considered to be a «the father of a computer» and who is considered to be «the father of AI»?
7. What is Enigma?
8. Why was Tim Berners-Lee knighted?
9. Why did some inventions of British scientists «literary change the world»? Give examples

Margaret Thatcher

Margaret Thatcher, Great Britain's first woman prime minister, was born in 1925. Thatcher served longer than any other British prime minister in the 20th century. She initiated social and economic changes in many aspects of Britain's postwar state. She was famous for her 'strong arm' policy.

Margaret Thatcher studied chemistry at Oxford and later became a lawyer. She was elected to Parliament as a Conservative in 1959. In 1970 she became Secretary of State for education and science. The Conservative party elected her its first woman leader in 1975. Thatcher led the Conservatives to an electoral victory in 1979 and became prime minister.

Thatcher tried to reduce the influence of the trade unions and fight inflation. Her economic policy rested on changes along free-market lines. She reduced government spending and taxes for higher-income individuals. In 1982, when Argentina invaded the Falkland Islands, a British colony, Britain started a war which was successful. Thatcher's government privatized national industries, including British Gas and British Telecommunications. Her policies forced coal miners to return to work after a year on strike. In foreign affairs, Thatcher was an ally of President Ronald Reagan and opposed the Communist countries. She allowed the United States to station (1980) nuclear cruise missiles in Britain and to use its air bases to bomb Libya.

In 1987 Thatcher led the Conservatives to a third electoral victory. She proposed free-market changes to the national health and education systems and introduced a new tax to pay for local government. After that, she was criticized for having no compassion for the poor.

Thatcher refused to support a common European currency and integrated economic policies. She resigned as prime minister, and John Major became her successor. In 1992 Thatcher left the House of Commons and became Baroness Thatcher.

Translate the following sentences into English.

1. Маргарет Тэтчер была первой женщиной — премьер-министром Великобритании и служила дольше, чем любой другой британский премьер-министр XX века; она была известна своей политикой «твердой руки».
2. Тэтчер была избрана в парламент от консервативной партии, затем стала министром образования и науки, привела консервативную партию к победе на выборах в 1979 году и стала премьер-министром.
3. Она пыталась уменьшить влияние профсоюзов, бороться с инфляцией, сократила государственное финансирование и налоги на лиц с высокими доходами.
4. Ее правительство приватизировало государственные отрасли промышленности и заставила шахтеров возобновить работу после года забастовки.
5. Во внешней политике она была союзником США и разрешила разместить крылатые ядерные ракеты в Британии и использовать воздушные базы страны для бомбардировок Ливии.
6. Она привела консерваторов к третьей победе на выборах, предложила изменить систему здравоохранения в соответствии с законами рынка.
7. Она ввела новый налог для оплаты работы местных органов власти и подверглась критике за то, что не испытывала сострадания к бедным.
8. Она не поддерживала идею создания единой европейской валюты и экономической политики и была вынуждена уйти с поста премьер-министра.
9. Ее преемником на посту премьер-министра стал Джон Мейджор.

Практическая работа №28

Тема 4.6. Типы вопросов в английском языке

Цель работы: Изучение нового грамматического материала, умение использовать полученные знания в разговорной речи;

Ход работы: Изучение нового грамматического материала. Выполнение упражнений.

В английском языке существует 5 типов вопросов:

- 1 Общий (General Question)
- 2 Специальный (Special Question)
- 3 Альтернативный (Alternative Question)
- 4 Разделительный (Tag Question)
- 5 Вопрос к подлежащему (Subject Question)

Тип вопроса	Пример	Перевод
Общий	Are you a booklover?	Ты любитель книг?
	Do you read a book?	Ты читаешь книгу?
Специальный	Why are you a booklover?	Почему ты любитель книг?
	When do you read a book?	Когда ты читаешь книгу?
Альтернативный	Are you a booklover or a nonreader?	Ты любитель книг или нет?
	Do you read a book or a magazine?	Ты читаешь книгу или журнал?
Разделительный	You are a booklover, aren't	Ты любитель книг, не так

	you?	ли?
	You don't read a book, do you?	Ты не читаешь книгу, не так ли?
Вопрос к подлежащему	Who is a booklover?	Кто любитель книг?
	Who reads a book?	Кто читает книгу?

Общий вопрос

Если на вопрос можно ответить «да» или «нет», то это общий вопрос. Общая схема для такого вопроса выглядит так:

вспомогательный глагол + подлежащее + сказуемое + дополнение + остальные члены предложения.

Do you play computer games? – Ты играешь в компьютерные игры?

Does she like ice-cream? – Она любит мороженое?

Не забывайте, что глаголу to be в настоящем и простом прошедшем времени не нужны никакие вспомогательные глаголы:

Are you at home? – Ты дома?

Was he at the cinema yesterday? – Он был вчера в театре?

Специальный вопрос

Специальные вопросы задаются с целью выяснить какую-то конкретную, детальную информацию о предмете или явлении. Отличительной чертой специальных вопросов в английском языке является обязательное наличие вопросительных слов. Порядок слов в таких вопросах такой же, как и в общем, только в начале необходимо поставить одно из вопросительных слов:

вопросительное слово + вспомогательный глагол + подлежащее + сказуемое + дополнение + остальные члены предложения.

Where are you going? – Куда ты идешь?

What do you want to read? – Что ты хочешь почитать?

When did you leave the house? – Когда ты ушел из дома?

Альтернативный вопрос

Сама название этого типа вопроса подразумевает то, что в вопросе должен быть выбор между двумя вариантами. Такой вопрос можно задать к любому члену предложения. И самое главное – здесь всегда вы встретите союз or (или).

They finished writing the article at 5 p.m. – Они закончили писать статью в 5 вечера.

Did they finish writing the article in the morning or at night? – Они закончили писать статью утром или вечером?

Did they finish writing or reading the article? – Они закончили писать или читать статью?

Разделительный вопрос

Порядок слов в таком вопросе прямой, как в обычном предложении. И только в конце такого предложения мы встретим вопрос, который называется tag. В переводе на русский язык вопрос звучит так: «не так ли?» / «не правда ли?» / «да?». Для того чтобы образовать tag-question, вспомогательный глагол и подлежащее нужно поставить в конец предложения. Есть два способа образования такого вопроса в английском языке:

1. Начало предложения утвердительное + краткий отрицательный вопрос.

He reads a book, doesn't he? – Он читает книгу, не так ли?

His friend is German, isn't he? – Его друг немец, не так ли?

2. Начало предложения отрицательное + краткий положительный вопрос.

She doesn't go to the church, does she? – Она не ходит в церковь, не так ли?

He is not at the meeting, is he? – Он не на встрече, не так ли?

Вопрос к подлежащему

Самый легкий для формирования вопрос. Вам нужно взять утвердительное предложение, убрать подлежащее и вместо него поставить who (кто) или what (что). Никакие вспомогательные глаголы не нужны. **НО!** Необходимо помнить, что в настоящем времени глагол в предложении будет иметь форму третьего лица единственного числа.

Who invites guests for the party? – Кто приглашает гостей на вечеринку?

What makes you feel upset? – Что заставляет тебя грустить?

What happened to us? – Что случилось с нами?

Exercises.

Упражнение 1. Сформируйте общий вопрос.

1. John was busy yesterday evening. (today)
2. I prefer reading a book before going to bed. (watch TV)
3. I can play football very well. (volley-ball)
4. Spanish is spoken in Spain. (Latin America)
5. She is a very good teacher.
6. Her parents are both doctors.
7. Lane visited many countries.
8. He couldn't drive last summer.
9. John was tired after work.
10. We live in a small town.
11. Summer has started at last.
12. They have already left.
13. My parents got married in Paris.
14. She can lose her temper easily.
15. The party will start in time.
16. The dogs are sleeping.
17. The umbrella was broken.
18. He always gives money to homeless children.

Упражнение 2. Сформируйте специальный вопрос ко всему предложению:

1. I am keen on visiting new countries. (What)
2. She works from 6 a.m. till 4 p.m. (How many hours)
3. She will meet me at the platform. (What time)
4. I was not ready to go through the test. (Why)
5. My sister likes travelling by car. (How)
6. You can look for information on a timetable on the ground floor. (Where)
7. They visited all Europe countries last year. (When)
8. The twins were born in June. (When...?)
9. We had a great time in Disneyland. (Where...?)
10. Mr. Black can play chess very well. (How...?)
11. The salad is not fresh. (Why...?)
12. Tom orders Japanese food every Friday. (What...?)
13. I meet a lot of people at work. (Where...?)
14. They will have lunch at home. (Where...?)
15. The film has just started. (What film...?)
16. I have been to the doctor. (Where...?)

Упражнение 3. Сформируйте специальный вопрос к подлежащему:

1. She was drinking cold water.
2. Our neighbor's children broke the window.
3. Lily hasn't answered the questions yet.
4. Sting is my favorite singer.
5. Jake is going to Turkey next Saturday.
6. My whole class visited the National Art Museum.
7. Molly takes dance classes.
8. Good results gave him hope for the future.

Упражнение 4. Поставьте правильный «хвостик» в разделительном вопросе:

1. She doesn't like watching TV, _?
2. Her brother is older than she, _?
3. He doesn't go to extra classes, _?
4. You should tell your husband the truth, _?
5. I was a good student, _?
6. Dolphins are very kind animals, _?
7. His performance was boring, _?
8. She has read a very interesting book, _?

Упражнение 5. Переведите предложения в форме альтернативного вопроса.

1. Ты любишь смотреть футбол или баскетбол?
2. Ты любишь смотреть фильмы или сериалы?
3. Твой кот серый или черный?
4. Ты чаще пишешь ручкой или карандашом?
5. Ты сегодня работаешь дома или в офисе?
6. Ты любишь больше печенье или шоколад?
7. Она ходила в театр с Джеком или с Кайлом?
8. Эта машина была произведена в Японии или в Германии?
9. Этот магазин открывается в 8 или в 9?
10. Она изучает английский или французский?

Практическая работа №29

Тема 4.7. Выдающиеся актеры и музыканты

Цель работы: Развитие умения поиска специфической информации; развитие умения говорить на основе прочитанного, формирование чтения и говорения;

Ход работы: Чтение, перевод, пересказ текста. Беседа по теме. Перевод предложений с русского на английский на основе прочитанного текста.

The Beatles

The Beatles to this day are one of the most famous and popular rock'n'roll groups in the world. The group shattered many sales records and had more than fifty top hit singles. The Beatles started a new era of music. Their music was unusual because most rock was strong beat with no melody, and they added melody to the rock. The Beatles also added strong and meaningful lyrics.

The group included George Harrison, John Lennon, Paul McCartney, and Richard Starkey (Ringo Starr). All of the Beatles were born and raised in Liverpool, England. John Lennon was the

leader of the band, one of the two lead singers, the rhythm guitarist and a song writer. George Harrison was the lead guitarist. Paul McCartney was a song writer, one of the two lead singers, and a bassist. Ringo Starr played the drums.

The Beatles were discovered on November 9, 1961 by Brian Epstein, a manager of a record store in Liverpool. The Beatles early music was influenced by singers Bob Dylan, Chuck Berry and Elvis Presley. Their first two songs were Love Me Do and Please, Please Me. After a while their own musical ideas started to emerge, and their music developed from naive and simple to sophisticated. The Beatles starred in two feature films, A Hard Day's Night, which earned 1.3 million dollars in its first week, and Help. They also had their own full length cartoon called Yellow Submarine.

In 1964 The Beatles came to New York City for the first time and were an instant success. A couple of weeks later after their New York appearance, the five best selling records were by The Beatles; they became world-famous. They introduced a new style in clothing and appearance, too. They wore their hair long and shaggy, and soon all over the world people started wearing the Beatles haircut. They were so popular that 'Beatlemania' emerged. In 1967 the Beatles directed a movie Magical Mystery Tour about themselves, in which they toured the English countryside in search of wonder, fun, and magic.

In 1970 the world-famous and world-loved Beatles separated. Thirty-five years later, in 2005, the American entertainment industry magazine Variety named them the most iconic entertainers of the 20th century.

Translate the following sentences into English.

1. «Битлз» и по сей день является одной из самых известных и популярных рок-групп, она побилла многие рекорды продаж.
2. Они открыли новую эру в музыке, поскольку привнесли в рок мелодию, а также сильные и выразительные стихотворные тексты.
3. Группа состояла из 4 человек, которые выполняли по несколько функций: солистов, ритм-гитариста, композитора, бас-гитариста и ударника.
4. Их ранняя музыка испытала влияние Боба Дилана, Элвиса Пресли и Чака Берри, затем возникли их собственные музыкальные идеи, и их музыка превратилась из наивной и простой в утонченную.
5. Они сыграли главные роли в двух художественных фильмах, сняли один полнометражный мультфильм и фильм под названием 'Magical Mystery Tour'.
6. Сразу после появления в Нью-Йорке они добились мгновенного успеха и стали всемирно известными.
7. Они ввели новый стиль в одежде и внешности и были настолько популярны, что возникла битломания.
8. Их называли самыми знаменитыми эстрадными исполнителями XX века.

Audrey Hepburn

Audrey Hepburn (1929-1993) was an engaging screen actress who won an Academy Award in 1954 for her work in Roman Holiday. She also worked with the United Nations to alleviate the misery of the poor.

Peerless in her screen presence, actress Audrey Hepburn had huge brown eyes, a husky voice, and a dancer's gracefulness—qualities that seduced the entire moviegoing world. While Hepburn was never an actress with a wide range and had very little acting training, she was never boring.

According to People, Humphrey Bogart once said of her style, "With Audrey it's kind of unpredictable. She's like a good tennis player—she varies her shots." Certainly every fan has chosen his or her favorite Hepburn moment; for some it's Hepburn's regal entrance in the denouement of *My Fair Lady*, with her towering hairdo and sweetly serious expression, while others may prefer her playful dance sequence in a book store in *Funny Face*. In any case, Hepburn's most successful movies capitalized on her childlike qualities, pairing her with an older actor whose character was eventually disarmed by her inestimable charm. Several years after she was chosen by Colette to star in the Broadway version of the French author's *Gigi*, Hepburn burst onto the Hollywood scene with 1953's *Roman Holiday*. Costarring Gregory Peck, the film tells the tale of a runaway princess who is shown around Rome by a reporter smitten with love for her. He nonetheless convinces her to resume her royal duties. The role landed Hepburn an Oscar at the tender young age of 24 for best actress. Full of adoration, Jay Cocks described the last scene of the film in *Time*, remarking that Peck's close up expressions of loss "would have been nonsense if Peck did not have something wonderful and irreplaceable to miss. He had Audrey Hepburn."

Раздел 5. Некоторые факты о Великобритании и США

Практическая работа № 30.

Тема 5.1. Промышленность и сельское хозяйство Великобритании.

Цель работы:

1. Принимать, регистрировать и размещать гостей.
2. Формирование коммуникативных компетенций, овладение лексикой и языковыми клише по теме.

Ход работы:

1. Введение новой лексики.
2. Повторение грамматического материала, необходимого для изучения темы.
3. Работа с текстом профессиональной направленности.

INDUSTRY AND AGRICULTURE OF THE UK.

In the past English industrial prosperity rested on a few important products, such as textiles, coal and heavy machinery. Now the UK has a great variety of industries, for example heavy and light industry, chemical, aircraft, electrical, automobile and many other industries. The United Kingdom is considered one of the world's major manufacturing nations. Now high technology industries are more developed than heavy engineering. Heavy engineering and other traditional industries have experienced a certain decline.

Certain areas are traditionally noted for various types of industries. For instance, Newcastle is famous for coal industry, the county of Lancashire for its textile industry. The Midlands, or the central counties of England, are famous for the production of machinery, coal, motor cars and chemicals. In recent times regional industrial distinctions have become less clear as more and more new factories are built in the different parts of the country.

Speaking about the cities of the United Kingdom the first mention should be made of London, the capital of the UK. It is a big port on the River Thames, a major commercial, industrial centre.

Leeds is a centre of clothing industry producing woollen articles. Glasgow is a major port on the River Clyde where shipbuilding industry is developed. Liverpool on the River Mersey is a flour milling and engineering centre. Birmingham is an iron and steel centre. Manchester is famous for textiles manufacturing.

Three-quarters of the United Kingdom's land is dedicated to agriculture. About two per cent of the population of the United Kingdom are engaged in agriculture, but the yields of English farms and pastures are very high. Wheat, barley, oats and potatoes are the most important crops grown. Sheep, cattle and pigs are the most numerous types of livestock.

Sheep is a source of both wool for textile industry and mutton for food industry. Mutton is the best liked English meat.

Answer the questions using the text:

1. What industries are highly developed in the UK.?
2. What mineral deposits are there?
3. What plants are grown in the UK. Why?
4. What can you say about the usual average town?

Практическая работа № 31. **Тема 5.2. Экономика США.**

Цель работы:

1. Принимать участие в заключении договоров об оказании гостиничных услуг.
2. Обеспечивать выполнение договоров об оказании гостиничных услуг.
3. Формирование коммуникативных компетенций, овладение лексикой и языковыми клише по теме.

Ход работы:

1. Введение новой лексики.
2. Повторение грамматического материала, необходимого для изучения темы.
3. Работа с текстом профессиональной направленности.

ECONOMY OF THE U.S.A.

The United States of America is a highly developed industrialized country. Shipbuilding, electronics, automobile industry, aircraft industry, space research are highly developed in the States.

Each region of the United States has characteristics of its own due to the differences in climate, landscape and geographical position.

Great Lakes, Atlantic Coast, Pennsylvania, New Jersey are biggest industrial regions of the country.

The United States has a lot of mineral deposits or resources such as coal, gold, silver, copper, lead and zinc. The south, especially Texas is rich in oil. The coalfields of Pennsylvania are rich in coal. There are plenty of coal mines.

Illinois, Iowa, Nebraska is the richest farming region of America and it is known as the Corn Belt. The land is fertile and well watered. They grow mostly corn and wheat there. Much livestock is also raised here.

There is a lot of fruit raising area. For example, California oranges, grapefruit, lemons, as well as other fruits, wines and vegetables are shipped all over the States and to other parts of the world. The most important crops grown in the States are also tobacco, soy-beans, peanuts, grapes and many others. There are a lot of large and modern cities, but a great proportion of the country consists of open land dotted with farmhouses and small towns. The usual average town, in any part of the United States, has its *Main Street* with the same types of stores selling the same products. Many American residential areas tend to have a similar look. As to big cities their centres or downtowns look very much alike. Downtown is the cluster of skyscrapers imitations of New York giants.

New York City is the first biggest city of the States. Its population is more than eight million people. It is a financial and advertising business centre. It is also a biggest seaport of the Hudson River. Industry of consumer goods is also developed here.

Chicago with a population of more than three and a half million is the second largest city in the U.S.A. It deals in wheat and other grains, cattle meat processing and manufacturing. Other big cities are Houston, an oil refining and NASA space research centre, New Orleans, a cotton industry centre, Los Angeles with Hollywood, Philadelphia, a shipping commercial centre, Detroit, a world's leading motor car producer and many others.

Answer the questions using the text:

What industries are highly developed in the U.S.?

What mineral deposits are there?

What plants are grown in the U.S.? Why?

What can you say about the usual average town?

Практическая работа № 32.

Тема 5.3. Виды предприятий Великобритании.

Цель работы:

1. Ориентироваться в условиях частой смены технологий в профессиональной деятельности.
2. Формирование коммуникативных компетенций, овладение лексикой и языковыми клише по теме.

Ход работы:

1. Введение новой лексики.
2. Повторение грамматического материала, необходимого для изучения темы.
3. Работа с текстом профессиональной направленности.

TYPES OF BUSINESSES IN THE U.K.

Most businesses in the United Kingdom operate in one of the following ways:

- sole trader
- partnership
- limited liability company
- branch of a foreign company.

The **sole trader** is the oldest form of business. There are many one-man owners, for example: a fanner, doctor, solicitor, estate agent, garage man, jobber, builder, hairdresser etc. The **partnership** is a firm where there are a few partners. They are firms of solicitors, architects, auditors, management consultants etc. The names of all the partners of the firm are printed on the stationery of a partnership.

The most common type of company in the United Kingdom is the **limited liability company**. At the end of the name of such a company the word *Ltd.* is used. For example: *Wilson and Son Ltd.*

Many of such companies are joint-stock companies owned by shareholders.

Limited liability companies are divided into public and private ones. Only public companies may offer shares to the public at the stock exchange. The names of such companies end in *p.l.c.* which stands for *public limited company*. For instance: *John and Michael p.l.c.*

Private limited companies may not offer shares to the public. The names of such companies end simply in *Ltd.*

A **branch of a foreign company** is a part of a company incorporated outside Great Britain but acting under the law of the U.K. Usually these companies act in the U.K. under their normal foreign names.

Answer the following questions:

1. What is the most common type of company in the U.K.?
2. Are all limited liability companies joint-stock companies?
3. What can you say about the types of the following companies?

Fine Furniture Ltd.

General Foods p.l.c.

Практическая работа № 33.
Тема 5.4. Виды предприятий США.

Цель работы:

1. Принимать, регистрировать и размещать гостей.
2. Формирование коммуникативных компетенций, овладение лексикой и языковыми клише по теме.

Ход работы:

1. Введение новой лексики.
2. Повторение грамматического материала, необходимого для изучения темы.
3. Работа с текстом профессиональной направленности.

FORMS OF BUSINESSES IN THE U.S.A.

Businesses in the U.S.A. may be organized as one of the following forms:

- individual business
- general partnership
- limited partnership
- corporation
- alien corporation

An *individual business* is owned by one person.

A *general partnership* has got several owners. They all are liable for debts and they share in the profits.

A *limited partnership* has got at least one general owner and one or more other owners. They have only a limited investment and a limited liability.

A *corporation* is owned by persons, called stockholders. The stockholders usually have certificates showing the number of shares which they own. The stockholders elect a director or directors to operate the corporation. Most corporations are closed corporations, with only a few stockholders. Other corporations are owned by many stockholders who buy and sell their shares at will. Usually they have little interest in management of the corporations.

Alien corporations are corporations of foreign countries.

All the corporations are to receive their charters from the state authorities. The charters state all the powers of the corporation. Many corporations try to receive their charters from the authorities of the State of Delaware, though they operate in other states. They prefer the State of Delaware because the laws are liberal there and the taxation is rather low. Such corporations, which receive their charters from an outside state, are called *foreign corporations*.

All the corporations require a certificate to do business in the state where they prefer to operate.

Раздел 6. Устройство на работу.
Практическая работа № 34.
Тема 6.1. Моя будущая специальность.

Цель работы:

Формирование коммуникативных компетенций.
Овладение лексическим материалом по теме.

Ход работы:

Речевые формулы бытового и профессионального общения.

Речевые формулы бытового и профессионального общения.

FORMS OF ADDRESS.

Если обращаются к человеку, не называя его имени или фамилии, то возможны следующие формы обращения:

Dear Sir! Уважаемый сэр!

Dear friend! Дорогой друг!

Young man! Молодой человек!

Gentlemen! Господа!

Обращение Mister [mɪstə] (мистер, господин) сокращенно пишется Мг и употребляется только вместе с фамилией или должностью лица мужского пола.

Mr Chairman! Господин Председатель!

Dear Mr President! Уважаемый господин Президент!

Mr White! Господин Уайт!

Mr Ivanov! Господин Иванов!

Вежливой формой обращения служит также слово Sir [sa:] сэр, в случае, когда имя того, к кому обращаются, неизвестно.

Thank you, sir! I am at your service. Спасибо, я к вашим услугам.

Перед именем или фамилией девушки или незамужней женщины употребляется слово Miss (мисс).

Miss Mary. Мисс Мэри.

Miss Blake. Мисс Блейк.

Вежливой формой обращения к девушке или молодой женщине могут быть слова: Young lady.

Юная (молодая) леди (девушка).

Meet this young lady. Познакомьтесь с этой девушкой.

Перед фамилией замужней женщины употребляется слово Missis (сокращенно Mrs — читается как f'misiz) миссис, госпожа.

Mrs Jones! Госпожа Джоунс!

В последнее время форма Ms (читается как [mɪz]) стала употребительной при обращении как к замужней женщине, так и к девушке или молодой женщине.

Вежливой формой обращения к женщине, не называя ее фамилию, служит слово Madame ['mædəm] (сокращенно ma'am — читается как [mæm]). Thank you, Madame (ma am).

При обращении к группе мужчин и женщин употребляются слова:

Dear friends! Дорогие друзья!

Ladies and gentlemen! Дамы и господа!

Запомните следующие слова и выражения:

How do you do? [haʊdʒu du:] Здравствуйте. Ответ такой же — How do you do?

Hello! Hallo! [he'loʊ] Здравствуй! Ответ тот же самый — Hello!

Hi, Nick! [haɪ] — Привет Ник! (приветствуя друзей или знакомых) Ответ такой же — Hi!

Good morning! Morning! Доброе утро!

Morning, sir! Доброе утро, сэр!

Good morning, dear friends! Доброе утро, дорогие друзья!

Good afternoon! Добрый день!

Good, afternoon, Madame! Добрый день, мадам! Good evening! Evening! Добрый вечер!

Good evening, Ladies and Gentlemen! Добрый вечер, дамы и господа!

How do you do, Mr Brown? Nice to meet you here.

Здравствуй, г-н Браун. Рад встретить вас здесь.

GREETINGS WHEN MEETING GUESTS (ПРИВЕТСТВИЯ ПРИ ВСТРЕЧЕ ГОСТЕЙ)

We are pleased to welcome you in our restaurant

frest(s)ro:rj], (hotel [hou'tel]). Мы рады приветствовать вас в нашем ресторане, (гостинице).
Welcome to our restaurant. Добро пожаловать в наш ресторан.
We are happy to receive [ri'si:v] you. Мы счастливы принять вас.
Welcome, dear guests! Добро пожаловать, дорогие гости!
Good afternoon, dear guests! Добрый день, уважаемые гости!
Good evening, dear guests. Добрый вечер, дорогие гости!

You are welcome! Добро пожаловать!
Welcome! Добро пожаловать!
I am pleased to meet you. — Я рад, что встретил вас (познакомился с вами).
We are glad to meet you. Мы рады встретиться (познакомиться) с вами!
I hope you will have a pleasant evening at our restaurant. Я надеюсь, вы проведете приятный вечер в нашем ресторане.
Let me introduce myself. I am your headwaiter. My name is George. Позвольте представиться. Я ваш метрдотель. Меня зовут Джордж.
(It's) Nice to meet you. Приятно с Вами познакомиться.
Let me introduce your waiter Boris to you. Позвольте мне представить вам вашего официанта Бориса.
I am your waiter. My name is Boris. I'm at your disposal. Явашофициант. Меня зовут Борис. Я в вашем распоряжении.
Meet my friend Mr Johnson. Познакомьтесь с моим другом, мистером Джонсоном.
Best regards to your friend. Передавайте привет вашему другу.

SAYING GOOD-BYE (СЛОВА ПРИ ПРОЩАНИИ).

Good-bye! До свидания.
Bye-bye! = Bye! До свидания!
So long! Пока!
Good-bye, ma'am. До свидания, мадам!
See you later! Увидимся позже!
Bye-bye. See you soon. До свидания, скоро увидимся.
Расставаясь, англичане часто употребляют те же слова, что и при встрече. *Например:*
Morning! Evening! Good afternoon! Досвидания!

INVITATIONS (ПРИГЛАШЕНИЯ).

We are glad to welcome you in our restaurant. Мы рады приветствовать вас в нашем ресторане.
We hope that you will like it here and you will have a pleasant evening. Надеемся, что Вам у нас понравится, и Вы хорошо проведете вечер.
We hope that you will return home with pleasant memories of your staying in our hotel. Мы надеемся, что вы вернетесь домой с самыми приятными воспоминаниями о вашем пребывании здесь.
We hope that your stay here will be pleasant. Мы надеемся, что ваше пребывание здесь будет приятным.
We cordially welcome you here. Сердечно приветствуем вас здесь.
I hope to see you tomorrow in our restaurant. Надеюсь увидеть вас завтра в нашем ресторане.
Will you make a reservation of the table beforehand? Вы будете заказывать стол заранее?
Will a table for two on Friday evening suit you? Вас устроит стол для двоих вечером в пятницу?
When can we expect you? Когда вас ждать?
You can drop any time you like. Заходите когда угодно.
Bring your friends along with you. Приводите с собой ваших друзей.

THANKS (БЛАГОДАРНОСТИ).

Thank you. = Thanks. Спасибо.
Thank you very much. Большое спасибо.

Thank you ever so much. Большое спасибо.

Thanks a lot. Большое спасибо.

I'm very much obliged [ob'laidjd] to you. — Крайне вам признателен.

I'm very grateful to you! Я очень благодарен вам!

How kind of you! Как это любезно с вашей стороны!

I want to express my deep gratitude [grætɪtʃu:dʒ] to you. Я хочу выразить мою глубокую признательность вам.

Thank you for having chosen our hotel. Спасибо вам за то, что вы выбрали нашу гостиницу

REPLIES TO THANKS

(ОТВЕТЫ НА БЛАГОДАРНОСТИ).

You are welcome, sir. Пожалуйста, сэр.

My pleasure, madam. Пожалуйста, мадам.

Don't mention it, sir. Не стоит благодарности, сэр.

APOLOGIES

(ИЗВИНЕНИЯ).

I am sorry. Простите. Виноват.

Excuse me! [iks'kju:z] Извините меня.

I am awfully sorry! ['ɔ:fuli] Крайне огорчен!

I beg your pardon! ['preudn] Прошу прощения!

I'm sorry for giving trouble. Прошу прощения за беспокойство.

Excuse me for troubling. Простите за беспокойство. Excuse my coming late. Простите за опоздание.

POSSIBLE ANSWERS TO APOLOGIES

(ВОЗМОЖНЫЕ ОТВЕТЫ НА ИЗВИНЕНИЯ).

That's all right. Ничего. (Все в порядке.)

It's OK. Ничего. (Все в порядке.)

Never mind! Ничего. (Не имеет значения.)

It's all right. Nothing serious. Все в порядке. Ничего страшного.

You are welcome! Всехорошо! Not at all! Ничего!

SEEING OUT THE GUESTS

See you soon. Come again! До скорой встречи. Приходите снова!

Hope to meet you again. Надеюсь встретиться с вами опять.

We are not saying good-bye. Мы не прощаемся. Good luck to you! Желаю вам удачи! — Same to you!

И вам также!

Till tomorrow! See you tomorrow! До завтра.

Exercise 1. Ответьте на вопросы:

What words do we use:

1. before the name (surname) of a man when we address him?
2. when we address a man and we don't know his
3. before the name of a married woman when we address her?
4. before the name of an unmarried woman or a young girl?
5. when we address a girl or a young woman?
6. when we address a group of guests (men and women)?

Exercise 2. Ответьте на вопросы:

1. How can we greet our colleagues and what do they say in answer to our greeting?
2. How do we greet our friends and what do they say in answer to our greeting?
3. What are the forms of greetings in the morning, in the afternoon, in the evening?
4. What words do we say when parting?
5. What do we say when parting in the morning, in the afternoon, in the evening?

Translate from Russian into English:

1. Как поживаете, г-н Браун? Мы счастливы принимать Вас в нашем ресторане.
2. Спасибо за приглашение!
3. Дорогие гости! Добро пожаловать в наш город!
4. Добрый вечер, дамы и господа!
5. Дорогие гости! Мы рады видеть вас в нашем ресторане!
6. Я к вашим услугам, сэр.
7. Дорогие друзья! Мы счастливы видеть вас снова!
8. Приятно с вами познакомиться.
9. Доброе утро, дорогие друзья!
10. Надеюсь встретиться с вами опять.
11. Как это любезно с вашей стороны!
12. Приходите снова!
13. Прошу прощения за беспокойство. Все в порядке. Ничего страшного.
14. До свидания. Желаю вам удачи!
15. «Алло, это Питер Браун. Могу я поговорить с Робертом?» — «Простите, его нет дома. Что ему передать?»

Практическая работа № 35.

Тема 6.2. Навыки управления.

Цель работы:

1. Формирование коммуникативных компетенций.
2. Овладение лексикой и языковыми клише по теме.

Ход работы: 1. Объявления, указатели и вывески бытового характера.

2. Фразы делового общения, подготовка интервью, изучение и закрепление новой лексики.

Off – Отключено

On – Включено

On Sale – В Продаже

Open - Открыто

Out of Order - Не работает

Parking – Стоянка

Passport Control – Паспортный Контроль

Porter – Носильщик

Post Office – Почта

Private Beach - Частный Пляж

Private Property - Частная собственность

Pull - К себе

Push - От себя

Reception - Администрация

Refreshments - Буфет

Registration - Регистрация

Reserved - По заказу. Забронировано.

Restaurant - Ресторан

Restrooms – Туалеты

Road Closed – Дорога закрыта. Проезд закрыт.

Service Entrance - Служебный вход

Slow Down - Тишеход
 Smoking Area - Длякурящих. Место для курения.
 Smoking Section - Для курящих. Место для курения.
 Smoking Room - Для курящих. Место для курения.
 Stop! Don't walk! – Стойте!

Taken – Занято
 Temporary Storage Room – Камера хранения
 Telephone – Телефон
 Ticket-Machines – Кассы-автоматы
 Toilet = WC - Туалет
 To the Customs - В досмотровый зал

U (Underground) – Метро (*брит.*)
 Subway – Метро (*амер.*)

Tram Stop – Трамвайная остановка

Used Tickets - Для использованных билетов

Walk - Идите (*на перекрестке*)
 Warning! – Внимание!
 Women's Clothes - Женская Одежда
 Wet Floor - Скользко (*скользкий пол*)
 Wet Paint - Осторожно, окрашено
 Withdrawals - Выдача багажа

Формы обращения к мужчинам	
Mister [мИстэ]	Мистер, господин – употребляется перед фамилией или должностью лица мужского пола
Mister Smith!	Господин Смит!
Mister Petrov!	Господин Петров!
Mister President!	Господин Президент!
Dear Mister President!	Уважаемый господин Президент! Обращение «Dear» в зависимости от контекста может переводиться и как «уважаемый, и как «дорогой»
Sir [сэ]	Сэр – применяется, если неизвестны ни должность, ни фамилия
Dear sir!	Уважаемый сэр! – если неизвестны ни имя, ни фамилия

Dear friend! [дИа фрэнд]	Дорогой друг!
Look, young man!	Послушайте, молодой человек!
Look, young gentlemen!	Послушайте, господа (молодые люди)!
Professor! [прэфЭса] в Англии [профЭсор] в США	В британских университетах «Professor + фамилия» или просто «Professor» применяется в качестве обращения к тем, кто имеет соответствующее ученое звание, заведует кафедрой. В США «Professor» может служить обращением к преподавателю любого ранга в университете, колледже и т.д.
Officer! [Офисэ] в Англии [Офисер] в США	Офицер! – обращение к полицейскому.
Doctor + фамилия Doctor!	Доктор Смит! – обращение к врачу. Доктор!
Формы обращения к женщинам	
Missis + фамилия мужа Mistress + фамилия мужа [мИсиз]	Миссис, госпожа – употребляется перед фамилией замужней женщины.
Missis Brown!	Миссис Браун! (Браун – это фамилия мужа, а не девичья фамилия женщины).
Mistress Petrova!	Госпожа Петрова!
Madame [мэдАм, мЭэм]	Мадам – применяется, если неизвестны ни фамилия, ни должность.
Madame, I am at your service.	Мадам, я к вашим услугам.
Miss [мис]	Мисс – употребляется перед именем или фамилией девушки или незамужней женщины.
Miss Caroline!	Мисс Кэролайн (Каролина).
Miss Smith!	Мисс Смит
Young lady! (янг лЭди)	Молодая (юная) леди – вежливая форма обращения к девушке или молодой женщине, если неизвестны ее имя или фамилия.
Let me introduce [интрэдьюс] you this young lady!	Позвольте представить вам эту молодую леди!
Just a minute, young lady!	Минутку, молодая леди!
Matron! Sister!	Сестра! – обращение к медицинской сестре в мед.учреждении.

Nurse!	Нянечка! Сестра! – обращение к санитарке в мед. учреждении.
Формы обращения к смешанным группам людей	
Ladies and gentlemen! [лЭдизэндджЕнтлмен]	Дамы и господа! – при обращении без указания фамилий к группе людей женского и мужского пола
Ladies and gentlemen! Welcome to our city!	Дамы и господа! Добро пожаловать в наш город!
Dear friends!	Дорогие друзья! – обращение к группе близких знакомых.
Esteemed colleagues!	Уважаемые коллеги! – обращение к аудитории коллег.
Формы обращения с вопросом или просьбой к незнакомым людям	
Excuse me, ...	Простите! Извините! – является общепринятой формой при обращении к незнакомому человеку с просьбой объяснить, как пройти или проехать куда-либо, дать разъяснения по какому-либо вопросу и т.п. «Excuse me» также обычно употребляется, если вы хотите пройти к выходу в автобусе, метро и т.д. или на свое место в театре, кинотеатре и т.п.
Excuse me, which is the way to the theatre from here?	Простите, как пройти к театру?
Excuse me, do you happen to know ...?	Простите, вы не знаете ... ?
Excuse me. I'm sorry to trouble [трабл] you, but ...	Извините за беспокойство, ... – в случае просьбы совершить какое-то действие.
Excuse me. I'm sorry to trouble you, but can (could) you move up a bit?	Извините за беспокойство. Вы можете (могли бы) немного подвинуться?
I'm sorry to trouble you, but can (could) you tell me the time?	Извините за беспокойство! Вы можете (могли бы) сказать сколько времени?
Pardon [пАдн] me, ...	Извините! – является одновременно и вежливой формой обращения, и извинением за беспокойство, которое вы можете причинить своими действиями, приблизительно соответствующая русскому «Извините! Посторонитесь, пожалуйста».
Для обращения с вопросом или просьбой можно использовать слова «can», «could» и «would». «Could» и «would» звучат более вежливо и уважительно, так как подразумевают не высказанную вслух говорящим фразу «если это вас не затруднит».	

Excuse me, can you tell me ... please?	Извините, вы не скажете ...?
Excuse me, could you tell me ... please?	Извините, не могли бы вы сказать ...?
Would you..., please? Would you mind..., please?	Будьте любезны ...
Would you be good (kind) enough to tell me..., please?	Не будете ли вы любезны сказать мне ... ?
Would you be so good (kind) as to tell me..., please?	Не будете ли вы так любезны сказать мне ... ?
Другие формы обращений с вопросом или просьбой:	
Please...	Будьте добры ...
May I ask (you) a question?	Можно (вас) спросить?
Can I have a word with you?	Можно задать вопрос? Разрешите вас спросить?
May I see you a moment?	Можно вас (тебя) на минутку?
Если необходимо привлечь внимание:	
Excuse me!	Если незнакомый человек, чье внимание необходимо привлечь (забыл книгу, уронил перчатку, выронил кошелек и т.п.), находится близко.
Hey [хей] look!	Смотри!
Hey everybody!	Внимание всех!
Если возникает необходимость окликнуть незнакомого человека, который уже успел уйти на достаточно большое расстояние, применяются следующие формы:	
I say! Say!	Послушайте!
Hi! [хай] Hey! [хей] Hey there!	Эй!
Обращение у военных:	
I beg your pardon, sir!	Разрешите обратиться!
Sir?	Сэр? (разрешите обратиться)

Практическая работа № 36.
Тема 6.3. Устройство на работу.

Цель работы:

1. Понимать сущность и социальную значимость своей будущей профессии, проявлять к ней устойчивый интерес.
2. Формирование коммуникативных компетенций, овладение лексикой и языковыми клише по теме.

Ход работы: Клише и выражения по теме. Выполнение упражнений по теме: Настоящее неопределенное время.

1. Applying for a job may mean filling out an "application form" giving your personal details.
2. If you are interested in the job, could you fill out this application form, please?
3. I have completed the application form for that job and sent it back to the personnel department.
4. The application form includes your "contact details"; your home address, your phone number and your email address.
5. We have your contact details so we will be in touch soon.
6. If you give me your contact details, I'll call you to set up an interview.
7. It also includes your "employment history" where you list the previous positions you have held with the name of the company, job title and dates of employment.
8. I have already held similar positions as you can see from my employment history.
9. There are gaps in her employment history, I would like to know what she was doing during these periods.
10. A list of previous positions held needs to highlight the "relevant experience" showing why the candidate is suitable for the job.
11. As you can see from my CV, I have all the relevant experience you require.
12. This candidate doesn't have the relevant experience in our sector but is very well qualified in every other aspect.
13. I was interested to learn that your company is now recruiting...
- Я с интересом узнал, что Ваша компания набирает...
14. Full details of my career to date are set out on the attached curriculum vitae...
- Полностью детали моей карьеры изложены в прилагаемой анкете...
15. I will be happy to supply you any supplementary information you may require... -
Я буду рад предоставить любую дополнительную информацию, необходимую Вам...
16. First, it was necessary to work for a month for free and then three months as an apprentice -
Сначала нужно было поработать один месяц бесплатно, а потом целых три месяца стажером;

Практическая работа № 37.
Тема 6.4. Резюме.

Цель работы:

1. Осуществлять поиск и использование информации, необходимой для эффективного выполнения профессиональных задач, профессионального и личностного развития.

2. Формирование коммуникативных компетенций, овладение лексикой и языковыми клише по теме.

Ход работы: Составление анкеты, резюме, интервью для устройства на работу

Составление анкеты.

Many employers require all applicants, regardless of the job they apply for, to complete a job application form. This way the employer will have consistent data on file for all prospective applicants. Study the job application form and practice filling it in.

JOB APPLICATION FORM

Instructions: *Print clearly in black or blue ink. Answer all questions. Sign and date the form.*

Personal Information

First Name _____ Middle Name _____

Last Name _____ Date and Place of Birth _____

Passport Details _____

Social Security Number _____

Address _____

E-mail _____ Phone Number (____) _____

Are you eligible to work in the United States? Yes _____ No _____

If you are under age 18, do you have an employment/age certificates? Yes _____ No _____

Have you been convicted of a felony within the last five years? Yes _____ No _____

If yes, please explain: _____

Position/Availability

Position Applied For _____

Days Available: Monday _____ Tuesday _____ Wednesday _____ Thursday _____

Friday _____ Saturday _____ Sunday _____

Hours Available: from _____ to _____

What date are you available to start work? _____

Education

Name and Address of School - Degree/Diploma - Graduation Date _____

Skills and Qualifications: Licenses, Skills, Training, Awards _____

Employment History

Present or Last Positions:

Employer _____

Address _____ Supervisor _____

Phone _____ E-mail _____

Position Title _____ From _____ To _____

Responsibilities _____

Salary _____ Reason for Leaving _____

May We Contact Your Present Employer? Yes _____ No _____

References:

Name/Title Address Phone _____

I certify that information contained in this application is true and complete. I understand that false information may be grounds for not hiring me or for immediate termination of

employment at any point in the future if I am hired. I authorize the verification of any or all information listed above.

Signature _____ Date _____

I. Правила составления резюме на английском:

В отличие от русскоязычных, резюме на английском языке имеется несколько деталей.

Так, в начале справки слово «Resume» не пишется, а сразу указывается имя и фамилия.

После этого пишутся контактные данные: почтовый адрес, индекс, номер телефона и электронная почта. Обратите внимание, что почтовый адрес начинается с названия улицы, а город указывается после. Пример:

PetrSidorov

Petrova, 241, apt. 28

Moscow, 257048

(495) 658-12-43

petrsidorov@mail.com

После этого указываются персональные сведения, что в переводе Personal Data: дата рождения, семейное положение, количество детей (если есть). К примеру:

Date of birth: 04/16/1981

Marital status: married

Затем, как правило, в резюме на английском языке пишется цель (перевод: Objective), с которой вы устраиваетесь на работу, сфера деятельности и перечисляются интересующие должности. После в хронологическом порядке располагаются сведения об основном и дополнительном образовании. Например:

Education and Qualifications [av_image src='http://englishfull.ru/wp-content/uploads/2014/03/

Собеседование1.jpg' attachment='5101' align='right' animation='no-animation' link='» target='no']

Basic:

2002-2007: Moscow State University

Philology Department

Philologist

Additional:

2005: Professional Education College

Computer Operator – Certificate

Далее следует наиболее важный и информативный блок резюме на английском языке – об опыте работе (Work Experience), который заполняется в следующем порядке: период занимаемой должности, компания или фирма, должность и обязанности. К примеру:

2008-2013: SaporaInc., LogisticsManager, shipmentdatabasemaintenance

Затем пишется раздел «Навыки», где указываются различные умения, и навыки владения компьютером, языками, а также личностные качества и характеристики. К примеру:

- excellent oral communication skills – отличные навыки устной коммуникации
 - basic English – базовый английский
 - expertise in human relations – знание управления персоналом
- В самом конце можно рассказать о своих публикациях (Publications), наградах (Awards) и рекомендациях (References).

Образец анкеты, заполняемой при приеме на работу
An example of Application for Employment

Name: _____

Date of Birth: _____

Present Address: _____

Tel. Number: _____

Indicate Dates You Attended School:

Elementary, From _____ to _____

High School, From _____ to _____

College, From _____ to _____

Other (Specify Type and Dates): _____

List Below All Present and Past Employment, Beginning with Most Recent

	Company Name	From Mo/Yr	To Mo/Yr	Name of Supervisor	Reason for leaving	Weekly salary	Job description
1)							
2)							
3)							
4)							
5)							
6)							

May we contact the employers listed above? _____

Indicate which ones you wish us to contact: _____

Remarks: _____

III. Read, translate the dialogue:

Applying for a job.

Interviewer: Good afternoon, Mr. Brooks. Have a seat, please.

Dan Brooks: Good afternoon.

Interviewer: I received your resume a few weeks ago and I must say that I was rather impressed.

Dan Brooks: Thank you.

Interviewer: As you know we are a small but fast growing financial company, mostly trading stocks and bonds. May I ask you why you're interested in working for us?

Dan Brooks: Yes, of course. I know that your company has an excellent reputation. That's why I'd like to work for it. Besides, I have always wanted to work with a smaller company, which consequently develops.

Interviewer: I see. That's good to hear! Would you mind telling me a little bit about your current occupation?

Dan Brooks: I'm a broker at a large international company at the moment. I mostly deal with clients and I handle all aspects of their accounts.

Interviewer: I see. Could you also tell me a little bit about your previous job experience?

Dan Brooks: Yes, of course. I have worked for two full years at my current position. Before that, I participated at an internship program at the same company.

Interviewer: How long did the internship last?

Dan Brooks: Almost for one year.

Interviewer: So, you have a three-year job experience, is that right?

Dan Brooks: Absolutely. However, I would like to continue my career development in this field.

Interviewer: Could you also say a few words about your main education?

Dan Brooks: Yes, with pleasure. I have graduated from the University of Kent and I have a degree in Accountancy and Finance.

Interviewer: Do you have any additional certificates?

Dan Brooks: Yes, I do. After graduation I have also attended workshops for experienced specialists. I've gained lots of new financial theory and practice there, as well as a certificate of course completion

Interviewer: That's good to know, Mr. Brooks. I would like to ask you one more question about your interest in our company. Why do you think that you are the right candidate for the position of head broker?

Dan Brooks: I think that I have enough experience in the stock market to handle this job. Also, I quite like my current duties and don't mind expanding the range of my responsibilities in this field.

Interviewer: Well, you might just be the right person we've been looking for. Do you have any questions?

Dan Brooks: Yes, I have one question. If I were hired, how many accounts would I be handling?

Interviewer: You'd be handling about a third of our clients, as you'd be working with two other head brokers. Is there anything else you'd like to ask?

Dan Brooks: No, that's it. Thank you.

Interviewer: Ok, then. We will send our employment contract for your review this week, Mr. Brooks. And we hope to see you soon among our staff.

Практическая работа №38

Тема 6.5. Настоящее совершенное время

Цель работы:

1. Формирование коммуникативных компетенций.
2. Овладение грамматическим материалом по теме.

Ход работы:

1. Введение нового грамматического материала, необходимого для изучения темы.
2. Отработка лексико-грамматических навыков.

Время **Present Perfect** обозначает действие, которое завершилось к настоящему моменту или завершено в период настоящего времени. Хотя глаголы в **Present Perfect** обычно переводятся на русский язык в прошедшем времени, следует помнить, что в английском языке эти действия воспринимаются в настоящем времени, так как привязаны к настоящему результату этого действия.

I have done my homework already.

Я уже сделал домашнее задание.

We have no classes today, our teacher **has fallen** ill.

У нас сегодня не будет уроков, наш учитель заболел.

Образование Present Perfect

Утвердительные предложения:

I have played	We have played
You have played	You have played
He / she / it has played	They have played

Вопросительные предложения:

Have I played?	Have we played?
Have you played?	Have you played?
Has he / she / it played?	Have they played?

Отрицательные предложения:

I have not played	We have not played
You have not played	You have not played
He / she / it has not played	They have not played

Время **Present Perfect** образуется при помощи вспомогательного глагола to have в настоящем времени и третьей формы смыслового глагола.

To have в настоящем времени имеет две формы:

- **has** – 3 лицо, ед. ч. (He has played)
- **have** – 1 и 2 лицо ед.ч. и все формы мн. ч. (I have played)

В **вопросительном предложении** вспомогательный глагол выносится на место перед подлежащим, а значимый глагол остается после него:

Have you seen this film?

Ты смотрел этот фильм?

Has she come yet?

Она еще не пришла?

В **отрицательных предложениях** за вспомогательным глаголом следует отрицательная частица **not**. Формы **have** и **has** при этом могут быть сокращены до **haven't** и **hasn't** соответственно:

I **haven't seen** him since then.

С тех пор я его так и не видел.

Случаи употребления Present Perfect:

- Если говорящему важен сам факт произошедшего действия, а не его время или обстоятельства:

I **have visited** the Louvre 3 times.

Я посетил Лувр три раза.

Если время события имеет значение, то нужно использовать время **Past Simple**:

I **visited** the Louvre last year.

Я посетил Лувр в прошлом году.

- Если период, в который произошло действие, еще не закончился:

I **have finished** reading "Dracula" this week.

На этой неделе я закончил читать «Дракулу».

В противном случае используется время **Past Simple**:

I **finished** reading "Dracula" 2 weeks ago.

Я закончил читать «Дракулу» две недели назад.

- Для обозначения действий, которые начались в прошлом и продолжаются в момент разговора:

I've **studied** Spanish since childhood.

Я учил испанский с детства.

I **haven't seen** my hometown for 45 years.

Я не видел свой родной город 45 лет.

Exercises.

Exercise 1.

1. I (to be) to their concert twice. Their music is amazing.
2. I (not/to see) Jane since the day of her wedding. They (to come back) from their honey moon yet?
3. —Where is your ID Card? —I (to lose) it.
4. They are going to make me another one. Oh, look! It's Sarah. I (not/to see) her for a long time.
5. Jane is on holiday. She (to go) to Ireland.
6. —Are you going to the medical center? —I (already/to be) there today.
7. I am waiting for a very important letter. It (not/to arrive) yet?
8. My father (to start) a new job recently. He is very busy now. I (not/talk) to him for a long time already.

Exercise 2.

1. You (to hear) from Melisa recently? — No, she (to go) to China for a seminar and (not/come back) yet.
2. It was a great weekend. I (to meet) lots of people for the last few days.
3. It is the first time I (to swim) in the ocean. I (never/do) this before.
4. You (ever/try) Indian or Chinese food?
5. I was very busy with the project recently. So I (not/seen) any of my friends for a long time.
6. You (ever/to speak) to a famous person in your life?
7. What is the most beautiful place you (ever/to see)?
8. I (to give up) smoking last year. I (not/to smoke) since then.

Exercise 3. В следующих предложениях измените время глагола на *Present Perfect*.

Переведите предложения на русский язык.

1. I am eating my breakfast. 2. We are drinking water. 3. He is bringing them some meat and vegetables. 4. You are putting the dishes on the table. 5. They are having tea. 6. She is taking the dirty plates from the table. 7. The children are putting on their coats. 8. The pupils are writing a dictation. 9. My friend is helping me to solve a difficult problem. 10. I am learning a poem. 11. She is telling them an interesting story. 12. Kate is sweeping the floor. 13. The waiter is putting a bottle of lemonade in front of him. 14. Susan is making a new dress for her birthday party. 15. She is opening a box of chocolates.

Раздел 7. Бизнес поездка
Практическая работа № 39.
Тема 7.1. Визит иностранного партнера

Цель работы:

1. Осуществлять поиск и использование информации, необходимой для эффективного выполнения профессиональных задач, профессионального и личностного развития.
2. Формирование коммуникативных компетенций, овладение лексикой и языковыми клише по теме.

Ход работы:

1. Here are some phrases you might need to use.

I want to fly to Miami on the 10th of next month, returning on the 20th. I'd like to reserve a seat on Flight number GJ 414 to Milan. I'd like to change/reconfirm my reservation on Flight number AR 770 on the 16th of this month. I need to get to the airport/railway station/railroad station as quickly as possible. One coach class/ round trip/ one-way to Houston, please. One first class/club class/tourist class return/single to Glasgow, please.

Can I reserve a rented car/a hotel room at the other end? Is it too late/early to check in for Flight number IE 009? Which platform/track/gate does the 13.40 to London leave from? Can you tell me what time Flight number SQ GO is due to arrive/depart?

Can you tell me why there's a delay on Flight number SZ 111/ the flight to Osaka/ the 17.35 train for/from Birmingham?

2. Work in pairs. Look at these situations.

1. Who would you speak to in each case to get the information you require?
2. What exactly would you say in each situation?
3. You've heard that flight BZ 431 is delayed.
4. You want a rail ticket to Manchester.
5. You want to reconfirm your seat on flight TR 998.
6. You want a plane ticket to Berlin.
7. You're in a hurry to get to Manchester Airport from the convention centre.
8. You've arrived at the airport three hours before your flight.
9. You have three minutes before your train leaves.
10. You've heard that the 17.55 train has been cancelled.
11. You want to make sure of a hotel room in Madrid before your flight departs.

3. Read and listen to the dialogues.

John Cartwright, a Sales Manager for a British company, has just arrived at Borispol Airport from London. He is visiting a Ukrainian company that wants to buy equipment produced by his company. Here are some dialogues between him and the staff of the Ukrainian company.

At the Airport

- Excuse me... Are you Mr. Cartwright?
- Yes.
- I'm Vladimir Ivanov, from TST Systems. How do you do?
- How do you do?
- Have I kept you waiting?
- Oh, no...the plane's just arrived. Thank you for coming to meet me.
- Not at all. Did you have a good trip?
- Yes, thank you. I was a bit airsick, but now I'm O.K.
- My car's just outside the airport. My driver will take your suitcase.
- Thank you.

At the Office

- Glad to meet you, Mr. Pospelov.
- Glad to meet you too. Have you ever been to Kiev before, Mr. Cartwright?
- No, it's my first visit to Kiev.

- What are your first impressions of Kiev?
- I like Kiev, it's a very beautiful city and quite different from London.
- I hope you'll enjoy your visit Mr. Cartwright.
- Let me meet you, Miss Krivenko.
- Nice to meet you, introduce staff to you. This is my secretary. Miss Krivenko.
- Nice to meet you too. Call me Ann.
- I also want you to meet Victor Volgin, our Sales Manager. You've already met Mr. Ivanov.
- What does Mr. Ivanov do?
- He is our Import-Export Manager... Do take a seat. Would you like a cigarette?
- Yes. Thank you.
- Would you like something to drink?
- Er ... Yes. I'd like a cup of coffee.
- Ann, could you make coffee for us, please?
- Certainly, sir. How would you like your coffee, Mr. Cartwright, black or white?
- Black, please.
- With sugar?
- No, thanks.
- By the way, Mr. Cartwright, what is your profession?
- I'm an engineer, but at Continental Equipment. I work as a Sales Manager.
- Here's my card.
- Let's get down to business, Mr. Cartwright. We're extending our business and want to buy equipment for producing some goods in Ukraine, rather than importing them from western countries as we do now. We know that some companies, including yours, produce the sort of equipment we need. Your company provides advanced technology and efficient service, which small companies can't provide. That's why we're interested in your company.
- Yes, I see. You'll be pleased to hear that the service life of our equipment has been increased, and also prices have been reduced.
- Would you mind speaking a bit slower, Mr. Cartwright? I'm not very good at English.
- Sure. I said we had increased the useful life of our equipment.
- It's very interesting, but first I would like to know if it's possible to adapt your equipment to our needs.
- To answer your question, Mr. Pospelov, I have to visit your factory and study your requirements.
- I'll show you our factory tomorrow.
- What time?
- Let me see... I have an appointment with my lawyer at 9 a.m. How about 10?
- That's fine.
- At the moment we are looking for a Commercial Director for this project so in the future you'll have to deal with him. If we decide to buy your equipment, he'll visit your company and you'll discuss the contract with him in detail.
- Fine. I've got some advertising leaflets so you'll be able to study the main characteristics of our equipment yourself.
- Thank you, Mr. Cartwright. Our driver is at your disposal during your visit. His name is Oleg.
- Thank you very much, Mr. Pospelov.
- Well. That's all...our driver's waiting for you. He'll take you to your hotel.
- Goodbye, Mr. Pospelov.
- Goodbye, Mr. Cartwright. See you tomorrow.

4. Answer the questions.

1. What is Mr. Cartwright's job? And what is his occupation?
2. What is Mr. Cartwright doing in Ukraine?
3. Has Mr. Cartwright ever been to Kiev?

4. What are Mr. Cartwright's first impressions of Kiev?
5. What does Mr. Ivanov do?
6. Why is a Ukrainian company interested in a British company?
7. What does Mr. Cartwright want to see?
8. What time is Mr. Pospelov going to show Mr. Cartwright the factory?
9. Has Mr. Cartwright got advertising leaflets?

Практическая работа № 40.

Тема 7.2. Прибытие в страну

Цель работы:

1. Осуществлять поиск и использование информации, необходимой для эффективного выполнения профессиональных задач, профессионального и личностного развития.
2. Формирование коммуникативных компетенций, овладение лексикой и языковыми клише по теме.

Ход работы:

Переведите и заполните анкету:

Customs Declaration

Full name _____

Citizenship _____

Arriving from _____

Country of destination _____

Purpose of visit _____

(business, tourism, private, etc.)

My luggage (including hand luggage) submitted for Customs inspection consists of _____ pieces.

With me and in my luggage I have:

I. Weapons of all descriptions and ammunition

II. Narcotics and appliances for the use thereof

III. Antiques and objects of art (paintings, drawings, icons, sculptures, etc.)

IV. Russian rubles, Russian State Loan bonds, Russian lottery tickets _____

Currency other than Russian rubles (bank notes, exchequer bills, coins), payment voucher (cheques, bills, letters of credit, etc.). Securities (shares, bonds, etc.) in foreign currencies, precious metals (gold, silver, platinum, metals of platinum group) in any form or condition, crude and processed natural precious stones (diamonds, brilliants, rubies, emeralds, sapphires and pearls), jewellery and other articles made of precious metals and precious stones, and scrap thereof, as well as property papers:

Description	Amount / quantity		For official use
	In figures	In words	
US Dollars			
Pounds Sterling			
French Francs			
Deutschmarks			

Russian rubles, other currency, payment voucher, valuables and any objects belonging to other persons.

I am aware that, in addition to the objects listed in the Customs Declaration, I must submit for inspection: printed matter, manuscripts, films, video and sound recordings, postage stamps, pictorial matter, etc., as well as items not for personal use.

I also declare that my luggage sent separately consists of _____ pieces.

(Date) _____ 200_____

Owner of luggage _____

(signed)

Переведите на английский язык, употребляя глагол to be в Present или Past Simple:

1. Я ученик. 2. Он летчик. 3. Она доктор. 4. Мы школьники. 5. Вы рабочие.
6. Ты рабочий. 7. Они ученики. 8. Я дома. 9. Он в школе. 10. Она в кино? 11. Мы в парке. 12. Они в театре? 13. Она молодая? 14. Он старый. 15. Она не старая. 16. Они сильные. 17. Она больна. 18. Вы больны? 19. Он болен? 20. Я не болен. 21. Я был болен вчера. 22. Она не была больна. 23. Мы были в кино. 24. Они не были в кино. 25. Они не в школе. 26. Они дома.
27. Вы были в парке вчера? 28. Он был в школе вчера? 29. Он был рабочим. 30. Она была учительницей.

№ 2

Вставьте глагол to be в Present, Past или Future Simple:

- 1, My father ... a teacher. 2. He ... a pupil twenty years ago. 3.... a doctor when I grow up. 4. My sister ... not ... at home tomorrow. 5. She ... at school tomorrow.
6. ... you ... at home tomorrow? 7,... your father at work yesterday? 8. My sister ... ill last week. 9. She ... not ill now. 10. Yesterday we... at the theatre. 11. Where ... your mother now? — She ... in the kitchen. 12. Where ... you yesterday? — I ... at the cinema. 13. When I come home tomorrow, all my family ... at home.
14. ... your little sister in bed now? — Yes, she ... 15. ... you... at school tomorrow? — Yes I 16. When my granny... young, she ... an actress.
17. My friend K ,, in Moscow now.
18. He ... in St. Petersburg tomorrow. 19. Where ... your books now? -- They ... in my bag.

Практическая работа № 41.

Тема 7.3. Поездка по городу

Цель работы:

1. Осуществлять поиск и использование информации, необходимой для эффективного выполнения профессиональных задач, профессионального и личностного развития.
2. Формирование коммуникативных компетенций, овладение лексикой и языковыми клише по теме.

Ход работы:

At the railway station.

1. — Yes, sir.

— First class return to Glasgow.

— Day return?

— No. I'm going for the weekend.

— A weekend return is J 7.66, sir.

— Thank you.

— Thank you, sir.

— Could you tell me which platform the 13 train leaves from?

— Yes, platform 5.

— Thank you.

2. — Porter, sir.

— Yes... would you take this bag to platform 5, please?

— Glasgow train, sir.

— That's right.

— Very good, sir.

3.— Which platform for Motherwell, please?

— Platform 14, right up and down, underground level.

— When does the next train leave, please?

— 10.30, from Glasgow Central.

— When does it get in?

— You will be in Motherwell at 11.15. It takes roughly about half an hour to get there.

— Do I have to change?

— No you needn't. It is a short distance.

— How much is the ticket?

— Single or return?

— Both.

— One single costs 20 dollars. The normal return ticket costs double the single fare but.

— You can buy a day return, which is cheaper.

— Thank you very much.

— It's my pleasure.

4. — When does the London train leave, please?
 — At 9.25. Platform 3.
 — What time does it reach London?
 — You should be there at 11.30, but you may be a bit late.
 — Do I have to change?
 — Yes. You change at Lewes and East Croydon.

5. — I want a ticket to Bern, second-class, please.
 — Single or return?
 — Return, please.
 — Sixty-five pounds, please. Five pounds change, thank you.
 — Could you tell me what time the next train is?
 — At 8 o'clock, platform 12. If you hurry you'll just catch it.
 — Thanks.

Найдите в словаре русские эквиваленты следующих слов и выражений, которые понадобятся Вам для работы с диалогом, и выучите их:

the weekend, a short distance, one single, cheaper, to be a bit late, the next train.

1. Firstclassreturnto... - билет первым классом до... .
2. Dayreturn? – Отъезд и возвращение в один день?
3. Porter, sir. – Нужен носильщик, сэр?
4. Glasgowtrain, sir. – поезд на Глазго, сэр?
5. Whichplatformfor...? – С какой платформы отправляется поезд на
6. Right up and down, underground level. – направо вверх и вниз, подземный уровень.
7. Whendoesthenexttrainleave, please? – Когда отправляется следующий поезд?
8. DoIhavetochange? – Мне нужно будет пересаживаться на другой поезд?
9. Singleorreturn? – в одну или в обе стороны?
10. It's my pleasure. – Рад был помочь.
11. Whattimedoesitreach...? – В какое время он прибывает в... .
12. Both – туда и обратно.

Выучить один из диалогов наизусть по теме: «Attherailwaystation».

Практическая работа № 42.

Тема 7.4. Времена английского глагола

Цель работы:

1. Овладение грамматическим материалом по теме.

Ход работы:

Выполнение грамматических упражнений

Упр. 1. Раскройте скобки, употребляя глаголы в одном из следующих времен: *Present, Past, Future Simple; Present, Past Continuous; Present, Past Perfect*.

1. We (to go) to school every day. 2. Nick (to do) his home-work by seven o'clock yesterday. 3. You (to help) your father tomorrow? 4. We (to bring) a lot of berries from the wood. Now we shall make jam. 5. Look! Jane (to swim) across the river. 6. What you (to do) at six o'clock yesterday? 7. You ever (to see) the Pyramids? 8. I (to go) to the Caucasus two years ago. 9. When Nick (to come) home yesterday, his mother (to return) and (to cook) dinner in the kitchen. 10. When I (to go) to school yesterday, I suddenly (to remember) that I (to forget) to take my English exercise-book. 11. Yesterday grandfather (to tell) us how he (to work) at the factory during the war.

Упр. 2. Раскройте скобки, употребляя глаголы в одном из следующих времен: *Present, Past, Future Simple; Present, Past Continuous; Present, Past Perfect*.

1. I always (to come) to school at a quarter to nine. 2. Yesterday I (to come) to school at ten minutes to nine. 3. Tomorrow Nick (not to go) to the cinema because he (to go) to the cinema yesterday. He already (to be) to the cinema this week. Look! He (to cry). 4. What your brother (to do) now? 5. My friend (to like) pies. He (to eat) pies every day. When I (to meet) him in the street yesterday, he (to eat) a pie. He (to tell) me that he (to buy) that pie at the corner of the street. Look at my friend now! He (to eat) a pie again.

Упр. 3. Раскройте скобки, употребляя глаголы в одном из следующих времен: *Present, Past, Future Simple; Present, Past Continuous; Present, Past Perfect*.

1. When you (to come) to see us? — I (to come) tomorrow if I (not to be) busy. 2. I (not to like) apples. 3. He (to come) home at five o'clock yesterday. 4. I (to ring) you up as soon as I (to come) home tomorrow. 5. I (to show) you my work if you (to like). 6. He (to come) home by six o'clock yesterday. 7. Pete certainly (to help) you with your English if you (to ask) him. 8. This little boy never (to see) a crocodile. 9. Send me a telegram as soon as you (to arrive). 10. Let's go for a walk. The rain (to stop) and the sun (to shine). 11. If you (to help) me, I (to do) this work well. 12. I always (to get) up at eight o'clock, but tomorrow I (to get) up a little later. 13. What you (to read) now? — I (to read) Tom's book. I (to be) in a hurry. Tom soon (to come), and I (to want) to finish reading the book before he (to come). 14. As soon as you (to see) your friend, tell him that I (to want) to see him. 15. When I (to come) home yesterday, my brother (to sleep).

Упр. 4. Раскройте скобки, употребляя глаголы в одном из следующих времен: *Present, Past, Future Simple; Present, Past Continuous; Present, Past Perfect*.

1. Yesterday Nick (to say) that he (to read) much during his summer vacation. 2. At the age of twenty my father (to combine) work and study. 3. A great number of students (to study) in the reading-room when I (to enter) it last night. 4. The storm (to rage) the whole night, and the sailors (to try) to do their best to save the ship. 5. Mike's friends could hardly recognize him as he (to change) greatly after his expedition to the Antarctic. 6. When I (to enter) the hall, the students (to listen) to a very interesting lecture in history. 7. Hello! Where you (to go)? — Nowhere in particular. I just (to take) a walk. 8. Our students (to do) all kinds of exercises and now they (to be) sure that they (to know) this rule well. They (to hope) they (to make) no mistakes in the test-paper. 9. The expedition (to cover) hundreds of kilometres, but they still (to be) far from their destination. 10. You (to go) to Great Britain next year?

Упр. 5. Раскройте скобки, употребляя глаголы в одном из следующих времен: *Present, Past, Future Simple; Present, Past Continuous; Present, Past Perfect*.

1. Mike (to eat) ice-cream every day. Look, he (to eat) ice-cream now. When I (to see) him in the morning, he (to eat) ice-cream, too. He (to say) he (to eat) one ice-cream already by that time. I think he (to fall) ill if he (to eat) so much ice-cream. 2. They (to walk) along the street and (to talk). Suddenly Nick (to stop) and (to say): "Oh, what shall we do? I (to lose) the key to the door." "If you (not to find) it," said Pete, "we (to have) to wait for mother in the street." 3. When I (to come) to the station yesterday, I (to learn) that my train already (to leave). 4. What he (to do) when you (to see) him yesterday? 5. I (to give) you this book as soon as I (to finish) reading it. 6. When the ship (to cross) the ocean, a great storm (to break) out.

Упр. 6. Раскройте скобки, употребляя глаголы в одном из следующих времен: *Present, Past, Future Simple; Present, Past Continuous, Present, Past Perfect*.

1. You (to go) to the library tomorrow? — No, I already (to be) to the library this week. I (to be) there on Monday. As a rule, I (to go) to the library every Wednesday. But yesterday I (not to go) there, because I (not to read) the book. I (to read) it now. I (to go) to the library on Saturday if I (to finish) the book by that time. 2. As soon as I (to receive) a letter, I shall go to Moscow. 3. Yesterday I (to put) five apples into the vase. Where they (to be) now? — I (to eat) them. You (to bring) some more tomorrow? — Yes, if you (not to make) noise when granny (to sleep). 4. You ever (to be) to the Hermitage? 5. What Nick (to do) when you (to ring) him up yesterday? — He (to play) the piano. He (to tell) me that he already (to write) his composition. 6. Why she (to sleep) now? It (to be) too early. She never (to sleep) at this time.

Практическая работа № 43.

Тема 7.5. В отеле

Цель работы:

1. Осуществлять поиск и использование информации, необходимой для эффективного выполнения профессиональных задач, профессионального и личностного развития.
2. Формирование коммуникативных компетенций, овладение лексикой и языковыми клише по теме.

Ход работы:

At the hotel.

Hotel guest: Hello. Is that room service?

Hotel clerk: Yes, sir. What can I do for you?

Hotel guest: This is room 25. I'm leaving very early tomorrow morning. I must be at the airport at 8. I'd like to book a taxi, if possible.

Hotel clerk: Certainly, sir. What time is convenient for you?

Hotel guest: I really don't know. How long will it take me to get to the airport?

Hotel clerk: About an hour, I guess.

Hotel guest: Then, will you book a taxi for 6.30?

Hotel clerk: All right, sir.

Hotel guest: Can I have breakfast in my room, please?

Hotel clerk: Surely. What kind of breakfast would you like?

Hotel guest: Something very light: some toasts, jam and coffee.

Hotel clerk: Very good. What time shall I serve breakfast?

Hotel guest: At 6 o'clock sharp, please.

Выучить диалог «At the hotel.» наизусть и рассказать в паре с другом.

Найдите в словаре русские эквиваленты следующих слов и выражений, которые понадобятся Вам для работы с диалогом, и выучите их:

Waiter, melon, mushroom, bun, dish, chips, spiced, cream, sour-cream, pineapple, mustard-pot, salmon, noodle soup, delicious, tasty, toast, pastry, pie, tray, beans, a bill.

Найдите в словаре русские эквиваленты следующих слов и выражений, которые понадобятся Вам для работы с диалогом, и выучите их:

A transfer, which one, to get off, on the next stop, cross the street, except number 12, downtown buses stop, miss the library, a passenger, the next stop, move to the rear.

1. Can I take any bus that stops here? – мне подходит любой из автобусов, которые здесь останавливаются;

2. You can take any bus except number 12. – вы можете сесть на любой из них за исключением номера 12;

3. They are supposed to run according to the schedule that you can see over there. – считается, что они придерживаются расписания, которое висит вон там;

4. In fact the buses don't always run on schedule. – но фактически автобусы не всегда ходят по расписанию;

5. What are the usual intervals between the bus arrivals? – через какие интервалы обычно прибывают автобусы;

6. About every fifteen minutes. – примерно каждые 15 минут;

7. Will you accept a dollar bill? – принимаете ли вы однодолларовые купюры?

8. Only exact change is accepted coins or tokens. –
принимаются только монеты без сдачи или жетоны от метро;

9. Stand back from the door. – отойдите от дверей;

Move to the rear. – продвиньтесь;

Let the passengers off. – не мешайте пассажирам при выходе;

10. I'm afraid of missing ... – боюсь, как бы мне не пропустить (остановку у) ...

11. to be on Third Avenue. – на третьем авеню;

12. Move along, please. – продвигайтесь пожалуйста;

There are many people waiting to get on. – много народу ждет у входа;

That's it. – хватит.

I'm closing the door. – я закрываю дверь;

Another bus will be along in about five minutes. – через пять минут придет другой автобус;

Практическая работа № 44.

Тема 7.6. В ресторане

Цель работы:

1. Осуществлять поиск и использование информации, необходимой для эффективного выполнения профессиональных задач, профессионального и личностного развития.
2. Формирование коммуникативных компетенций, овладение лексикой и языковыми клише по теме.

Ход работы:

Найдите в словаре русские эквиваленты следующих слов и выражений, которые понадобятся Вам для работы с диалогом, и выучите их:

Waiter, melon, mushroom, bun, dish, chips, spiced, cream, sour-cream, pineapple, mustard-pot, salmon, noodle soup, delicious, tasty, toast, pastry, pie, tray, beans, a bill.

С помощью словаря переведите следующие слова и словосочетания, составьте с ними собственные предложения, не прибегая к помощи диалога:

1. What can I do for you? – Что я могу для вас сделать?
2. Have you booked the table? – to book a table – заказывать столик;
3. roast potatoes – жареный картофель;
4. stewed fruit – тушеные фрукты;
5. the first course – первые блюда;
6. the second course – вторые блюда;
7. the steak well done – хорошопрожаренныйбифштекс;
8. the steak underdone – бифштекс с кровью;
9. cauliflower – цветная капуста;
10. canteen – столовая на предприятиях или в учебных заведениях; школьный буфет;
11. hors d'oeuvre – закуска; добавочное блюдо; kipper – сельдь холодного копчения; spinach – шпинат;
12. customer – заказчик, клиент, (здесь) – посетитель;

Прочтитеипереведитедиалог:

Attherestaurant

Waiter: Good evening, sir. Welcome to The Knight's Asylum.

What can I do for you? Have you booked the table?

Mr. Berton: Yes, I phoned you yesterday evening. The name is Berton.

Waiter: Yes, sir. Are you alone? (Looking down the list before him). Oh, no, excuse me, the table for two.

Mr. Berton: My wife will be here fairly soon.

Waiter: Here you are, please. Would you like this table?

Mr. Berton: Oh, no. My wife is fond of sitting by the window and staring at the passes by.

Waiter: This way, sir. It's the right place for your wife.

Mr. Berton: Well, thank you. It seems pretty...for my wife. Not for me, I mean. But the view is wonderful.

Mrs. Berton: Peter! (A middle- aged perfectly dressed woman is coming to Mr. Brerton.). I'm sorry, I'm late.

Mrs. Berton: Better late than never.

Mrs. Berton: Please, don't grumble! I've just visited my hairdresser. Besides ladies have the right to be late. Gentlemen – never.

Mr. Berton: Yes, you're right. Do you like the place?

Mrs. Berton: Oh, I'm awfully pleased!

Waiter: Here's the menu. What would you like to start with, madam?

Mrs. Berton: Wait a minute. ... It's funny enough, but I'm hungry as a bear. And the dishes in your menu look so appetizing... Well, I'd like to begin with baked mushrooms and melon.

Waiter: And you, sir?

Mr. Berton: As for me, I would like to begin with something more interesting. What can you say about your steaks?

Waiter: Oh, they're really delicious today! What vegetables would you like with the steaks? Fried tomatoes with spiced sour-cream, cauliflower or French beans?

Mr. Berton: So, two steaks with fried tomatoes. I prefer steaks well done. What else? A nice portion of roast potatoes.

Mrs. Berton: Waiter, the same for me, please!

Mr. Berton: Waiter, the same for me, please!

Mrs. Berton: Let's forget about it!

Waiter: Anything to drink?

Mr. Berton: A bottle of French red wine, two cups of strong coffee...

Mrs. Berton: And orange juice, please!

Mr. Berton: Of course! How could I forget!

Waiter: Please, wait a moment. (The waiter goes out. In a few minutes he appears again with a tray with dishes). Here you are.

Mrs. Berton: Seems and smells fantastic!

Mr. Berton: Great!

Waiter: Good appetite! Enjoy yourselves. What would you like for dessert?

Mrs. Berton: Vanilla ice- cream mixed with bits of chocolate and pineapples, a nice slice of apple pie for me and... (looks at her husband). Absolutely nothing for my husband, I suppose.

Mr. Berton: Good gracious! You're right, dear!

Will you please bring me the bill, waiter?

Waiter: Certainly, sir.

Какие из этих предложений могут быть сказаны официантом:

Here's the menu. Welcome to The Knight's Asylun. The name is Berton. Better late than never.

As for me. What can you say about your steaks?

What can I do for you? I phoned you yesterday evening. Have you booked the table? Here you are, please. Would you like this table? It's the right place for your wife. I'm sorry, I'm late. Would you like this table? What would you like to start with, madam? What vegetables would you like with the steaks? Waiter, the same for me, please! A bottle of French red wine, two cups of strong coffee.

Fried tomatoes with spiced sour-cream, cauliflower or French beans? : Anything to drink? And orange juice, please! : Good appetite! Enjoy yourselves. Vanilla ice- cream mixed with bits of chocolate and pineapples, a nice slice of apple pie for me and... Certainly, sir. What would you like for dessert? Here you are.

Практическая работа № 45.

Тема 7.7. Назначение и отмена встречи

Цель работы:

1. Осуществлять поиск и использование информации, необходимой для эффективного выполнения профессиональных задач, профессионального и личностного развития.
2. Формирование коммуникативных компетенций, овладение лексикой и языковыми клише по теме.

Ход работы:

Telephone Conversation with the British Firm

- Continental Equipment. Can I help you?
- I'd like to speak to Mr. Cartwright.
- Mr. Cartwright? Who's calling, please?
- This is Victor Klimenko, from TST Systems.
- Hold on, please, I'll find out if he is in.
- What is it, Miss Eliot?
- Mr. Klimenko wants to talk to you, sir.
- I'm very busy at the moment. Ask him to phone later.
- Yes, sir.
- Oh ... wait a minute, Miss Elliot. Who is Mr. Klimenko?
- He said he was from TST Systems.
- From TST Systems? Oh, ask him what his telephone number is. I'll ring him back.
- Hello? This is Mr. Cartwright's secretary speaking.
- Yes ... Klimenko, here.

- I'm sorry, Mr. Cartwright very busy at the moment. Can you tell me your telephone number, Mr. Klimenko? Mr. Cartwright will call you later.
- Of course. Double five-nine-three-six-four-two.
- ... and where are you calling from?
- From Kiev, Ukraine.
- Could you tell me the code for Kiev?
- Three-eight-o-double-four.
- Thank you, Mr. Klimenko.
- Hello? Is that TST Systems?
- Yes.
- This is John Cartwright from Continental Equipment. May I speak to Mr. Klimenko.
- Yes, Klimenko speaking ...
- Did you want to speak to me?
- Yes, Mr. Cartwright. I'm the new Commercial Director of TST Systems. I've pleasure in informing you that we carefully studied your materials and decided to accept your proposal.
- Thank you, Mr. Klimenko.
- I am planning to come to Brighton and discuss with you the main points of our agreement in detail.
- When are you going to come?
- On Wednesday, next week.
- That's fine. Are you going to travel by air?
- Of course. The Ukraine International Airlines Flight from Kiev arrives at Gatwick Airport at about 10 o'clock, as far as I know.
- O.K. There is the 12.20 train from London to Brighton. If you take a train or a bus to the railway station, you'll be in time to catch the train. We'll meet you at the station in Brighton.
- Thank you, Mr. Cartwright. Which hotel in Brighton do you recommend?
- I'd recommend the Northern Star Hotel. It's very nice and isn't very expensive. Shall we reserve a room for you?
- Yes. If it isn't too much trouble. I'd like to book a single room with private bathroom for three nights.
- O.K. Remember me to Mr. Pospelov.
- Certainly I will.
- Goodbye, Mr. Klimenko. Have a good trip.
- Goodbye, Mr. Cartwright. See you next week.

Fill the gaps with suitable words from the list.

area code (US) / dialling code (GB) bad line busy (US) / engaged (GB) collect call (US) / transferred charge call (GB) dialling (GB) / dialing (US) enquiries extension IDD / international direct dialing insert off the hook out of order outside line person-to-person call (US) / personal call (GB) phone book/directory receiver ringing switchboard operator unobtainable wrong number

1. Incoming calls to our firm are taken by the....., who will put you through to the.....you require
2. 'I'm sorry to trouble you, I think I must have got the.....'
3. 'I'm sorry, I can't hear you very well, this is a.....'
4. 'I can't get through, their line always seems to be.....'
5. If you don't want to be interrupted by any phone calls, you can leave the phone.....
6. If you don't know someone's number you can use the.....or you can call directory.....(192 in the UK)
7. To make a call from a public telephone, lift the.....anda coin. Listen for the.....tone and dial the number. You will then hear a tone telling you that the

- number is.....If you've misdialed, you'll hear a tone telling you that the number isor that the line is.....
8. To make a call by.....from the UK: first dial the international code (010), then the country code, then the.....and finally the number you require.
 9. 'Operator, I'd like to make a.....to New York, please. My name is Mrs. Jane Wilson.'
 10. 'I'd like to make a.....to Mr. Bob Hill on this number: 456 8901.'
 11. 'Hello, is that the switchboard? This is extension 67, can I have anplease?'

Раздел 8. Финансирование Практическая работа № 46.

Тема 8.1. Банки и их деятельность

Цель работы:

1. Формирование коммуникативных компетенций.
2. Овладение грамматическим материалом по теме.

Ход работы: Текст: Банки и их деятельность. Выполнение упражнений по теме: Прошедшее простое время.

Banks and their activities.

When classifying credit institutions are taken into account form of ownership on which they are based, and the nature of the activity. By the nature of their economic activities it is possible to allocate the following banks: equity Bank, commercial Bank, investment Bank, specialized banking institutions.

The issuing Bank is a Bank, engaged in issuing banknotes, banknotes. The issuing Bank is the centre of the credit system. The issuing Bank occupies a special position in the economy, as it essentially is a "Bank of banks".

Commercial banks are the credit institutions that carry out lending to industrial, commercial and other enterprises, mainly at the expense of those financial resources they receive in the form of deposits, or of deposits attracted by the credit resources, for example, "Bank of banks" or other banks in terms of fees for these borrowed resources. By form of ownership, commercial banks can be private, joint and state.

Investment Bank - a credit institution. Investment banks are involved in financing and long-term lending to various sectors of households, mainly of industry, trade, transport, for the implementation of capital investments.

Specialized banking institutions can engage in certain type of lending, for example, maintenance of foreign trade activities. Specialized credit institutions may also include savings banks, pawnshops, credit cooperatives and banking unions of citizens. Specialized banking institutions in Russia has not received wide development, but an organization such as a pawn shop, operating in many cities (provides loans to the population on the security of property and possessions).

The existing structure of credit system of Russia in conditions of transition to a market economy is as follows. Despite the adoption in 1987-1988 measures to improve the credit system, yet she remained quite conservative. Established state specialized banks: Promstroibank, Agroprombank, Zhilsotsbank, Vnesheconombank, Savings Bank — essentially inherited many of the features that were

characteristic of the banking system of the Soviet Union, when there were only three banks: Gosbank, Stroibank and Vneshtorgbank.

In these banks was not provided with a free overflow of credit resources in the national economy, a real partnership with the borrowers did not work. The state Bank has not been effective methods of control of the aggregate money in circulation. He could not use economic levers of influence on economic and credit system. Proved ineffective and interest rate policy, namely interest rates were very low, they created additional demand for loans, which allows you to use borrowed funds for carrying out inefficient marginal costs. Real and radical restructuring of the credit system was carried out in 1990-1991, when the banking system was two-tiered.

Do some exercises.

Exercise 1. Fill in the past simple of the following verbs. Поставьте следующие глаголы в прошедшую форму.

- | | |
|--------|-------------|
| be – | 6. give – |
| play – | 7. write – |
| read – | 8. go – |
| sing – | 9. invite - |
| cry – | 10. fly – |

Exercise 2. Put the verbs in brackets into the past simple. Поставьте глаголы в скобках в прошедшую форму.

Mary Thompson ... (be) a famous actress. She was born in Sussex, England on the 4th of July, 1897. She ... (go) to school at the age of eight. After her graduation she ... (enter) at University in New York where she ... (study) drama.

Mary ... (marry) Tom Peterson in August, 1920 at St. Paul's Cathedral in London. Mary and Tom ... (have) two sons and one daughter, Bob, Peter and Samantha.

Mary ... (be) very popular because of her beauty and talent. She ... (win) Oscar for Best Actress in 1929. She ... (die) in 1975 in Rome, Italy.

Exercise 3. Put the verbs in brackets into the interrogative form of the past simple. Поставьте глаголы в скобках в вопросительную форму.

1. Where ... (Liza / work) last year?
2. What time ... (Peter / come) home yesterday?
3. When ... (you / mop) the floor in the kitchen?
4. Who ... (they / invite) for party?
5. What ... (she / study) at University?

Практическая работа № 47.

Тема 8.2. Пассивный залог настоящих времен

Цель работы:

Овладение грамматическим материалом по теме.

Ход работы: Изучение теоретического материала. Выполнение грамматических упражнений.

Глаголы в английском языке употребляются в активной форме залога — «the Active Voice» и в пассивной (**страдательной**) — «the Passive Voice». В активном залоге субъект выполняет действие, указанное глаголом, а в пассивном — на субъект действует сам глагол. She wrote a book (Active) – A book was written by her (Passive).

Что такое пассивный залог?

Пассивный залог широко употребляется как в устном так и в письменном современном английском. Зачастую пассивные конструкции используются, когда нет необходимости

называть исполнителя какого-либо действия, а также, если нет разницы в том, кто именно это действие выполняет — важен лишь результат.

Страдательный залог используется, чтобы показать интерес к объекту, который испытывает действие, а не к объекту, который его выполняет.

The book was written last Monday. – Книга была написана в прошлый понедельник.

В этом предложении подлежащее «the book» испытывает на себе действие субъекта, то есть не сама книга себя написала, а была кем-то написана. При этом, скорее всего, известно, кто ее написал, но здесь важен сам факт совершения действия (книгу написали, и она готова), а не исполнитель. Поэтому предложение и употреблено в пассивном залоге.

Когда необходимо указать исполнителя действия в пассивном залоге, то добавляем предлог «**by**»:

The book was written **by** me. – Эта книга была написана мной.

Образование пассивного залога в разных временах

Пассивный залог образуется с помощью вспомогательного глагола «**be**» и формы **Past Participle** (смыслового глагола в 3 форме) и только переходные глаголы (обозначают действие, которое по своему смыслу переходит на некий предмет) могут образовывать формы пассивного залога.

Образование пассивного залога

Время	Формула	Пример
Present Simple	is/am/are + Ved (V3)	Mails are sent every day. – Письма отправляют каждый день.
Past Simple	was/were + Ved (V3)	Mails were sent yesterday. – Письма отправили вчера.
Future Simple	will/shall + be + Ved(V3)	Mails will be sent tomorrow. – Письма отправят завтра.
Present Continuous	is/am/are + being + Ved (V3)	Mails are being sent now. – Письма отправляют сейчас.

Past Continuous	was/were + being + Ved (V3)	Mails were being sent at 5 yesterday. – Посылки вчера отправляли в 5 часов.
Future Continuous	—	—
Present Perfect	has/have + been + Ved (V3)	Letters have been already sent. – Письма уже отправили.
Past Perfect	had + been + Ved (V3)	Letters had been sent before he phoned. – Письма отправили до того, как он позвонил.
Future Perfect	will/shall + have/has+ been +Ved (V3)	Letters will have been sent by 5 tomorrow. – Письма отправят завтра до 5 часов.
Perfect Continuous	—	—

Attention: Perfect Continuous вообще не используется в страдательном залоге. А время Continuous не имеет будущего отрезка.

Кроме этого, еще можно образовывать пассивные предложения с двумя объектами. Так активное предложение в пассивной форме залога может выглядеть следующим образом:

Active Voice:

Linda gave an **apple** to **me**.

Passive Voice:

An apple was given to **me** by **Linda** or
I was given **an apple** by **Linda**.

Один из двух объектов становится субъектом, а другой остается объектом. Какой объект превратится в субъект зависит от того, на чем вы сосредоточитесь.

Отрицательные и вопросительные формы глагола в пассивном залоге

Отрицательная форма глагола образуется с помощью частицы «**not**», которая следует за вспомогательным глаголом (если вспомогательных глаголов несколько, то «**not**» ставится после первого):

The cat was **not** fed by him yesterday. – Кот не был накормлен им вчера.
The cat was **not** often left hungry. – Кота не часто оставляли голодным.

Ничего сложного и в **вопросительной** форме. Для образования такой в пассивном залоге **первый вспомогательный глагол** ставится **перед подлежащим**:

Are you often invited to the circus? – Тебя часто приглашают в цирк?

Has the book been written by her? – Книга была написана ею?

Практическая работа № 48.

Тема 8.3. Пассивный залог прошедших и будущих времен

Цель работы:

Овладение грамматическим материалом по теме.

Ход работы: Изучение теоретического материала. Выполнение грамматических упражнений.

Упр. 1. Передайте следующие предложения в *Passive Voice*.

1. The students greeted the famous lecturer warmly. 2. They have recently built a huge plant, in the town of N. 3. We must finish the work by tomorrow. 4. When I fell ill, my mother sent for the doctor. 5. They looked for the girl everywhere. 6. They did not listen to the boy. 7. She looks after the patients well. 8. They asked for our address. 9. My father looked through these papers this morning- Ю- He will give my brother English lessons. 1.1. A friend of his has shown me an interesting magazine. 12. His friend told him everything. 13. They showed Helen the nearest way to the theatre. 14. He gave his patient some good advice. 15. Mary has told me the news. 16. The people looked at the little boy with interest. 17. They examined the paper attentively.

Упр. 2. Передайте следующие предложения в *Passive Voice*.

1. We asked him about his holidays. 2. They have already discussed the novel. 3. He did not give me his address. 4. She showed him the way to the metro station. 5. He will introduce me to his friends. 6. They are building a bridge over the river. 7. I haven't yet translated the article. 8. We were looking at the man with great surprise. 9. You will speak about the film at the lesson. 10. The headmistress sent for the pupil's parents. 11. Has the secretary typed the letters? — No, she is typing them now.

Упр. 3. Передайте следующие предложения в *Passive Voice*.

1. We turn on the light when it is dark. 2. The students finished their translation in time. 3. Helen washed the dishes. 4. Betty often took her younger brother for a walk. 5. Mother has made some coffee. 6. Have you ironed your dress yet? 7. Nina mispronounced this word. 8. They have told her the truth. 9. She promised us an interesting entertainment. 10. One uses chalk for writing on the blackboard. 11. I shall finish my work about seven o'clock. 12. Somebody has opened the door. 1.3. The waitress brought in the coffee. 14. One of my friends took me to the cinema last week. 15. We shall finish this work in time. 16. They built this house in 1960. 17. They were selling new children's books in that shop when I entered it yesterday. 18. A large group of young people joined us on our way to the station. 19. A young teacher started a school in this village. 20. They are translating this article now. 21. Galsworthy wrote "The Forsyte Saga." 21. Thousands of people attended this meeting. 22. He has just interrupted me. 23. The teacher has explained it to us.

Упр. 4. Переведите на английский язык, употребляя глаголы в Passive Voice.

1. Собор Святого Павла строил архитектор Рен. 2. Когда написали письмо? 3. Куда положили книги? 4. За доктором пошлют завтра. 5. В Санкт Петербурге строят много домов. 6. Произведения английских и американских писателей издают во всем мире. 7. Стихи Роберта Бернса знают во многих странах мира. 8. Когда Чарльз Диккенс был маленьким мальчиком, его отца посадили в долговую тюрьму. 9. Эта опера была написана сто лет назад. 10. Этот роман уже переведен на пять языков. 11. Обед варили, когда я пришел домой. 12. К тому времени, как он приехал, письмо было уже получено. 13. Наш дом сейчас ремонтируют. 14. Колю как раз спрашивают. 15. Книги уже принесли из библиотеки? 16. Этот кинотеатр был построен до того, как мы приехали сюда. 17. Где сейчас ваш брат?— Его послали во Францию. 18. О вас только что говорили. 19. Дома над ней посмеялись. 20. «Мне только что приказали ввести пленных,» — сказал солдат. 21. Кто написал это письмо? 22. Эти цветы только что сорвали. 23. Тебя вчера просили прийти пораньше? 24. В будущем году его пьеса будет поставлена в этом театре. 25. За этим профессором всегда посылают в трудных ситуациях.

Практическая работа № 49.

Тема 8.4. Деньги.

Цель работы:

1. Формирование коммуникативных компетенций.
2. Овладение грамматическим материалом по теме.

Ход работы: Тексты: Денежные единицы Англии и США. Кредитование. Выполнение упражнений по теме: Прошедшее совершенное время.

The monetary unit of England and the United States.

A sum of money in England and the United States are identified as follows:

1. English currency pound pound pound sterling or GBP is a short-hand sign ? (from the Latin word libra, a pound) standing in front of the number:

?1 (read: one pound or one pound sterling)

?25 (read: twenty-five pounds or twenty-five pounds sterling)

The word sterling is an adjective, meaning clean, installed the sample, and stands after the noun pound(s). So £ 25 should be translated 25 sterling pounds, not 25 pounds of sterlings (a common mistake caused by the fact that in Russian the word sterling is a noun that has a plural form).

Monetary unit shilling shilling (1/20 of pound) is abbreviated by the letter s. standing in back:

1s. (read: one shilling)

12s. (read: twelve shillings)

Shillings (no pence) can also be denoted with a slash and dash standing after the number:

12/—

18/—

Currency penny penny (1/12 shilling) (PL.h. pence pennies) is abbreviated by the letter d. (from the Latin denarius denarius), standing after the number:

1d. (read: one penny)

6d. (read: sixpence)

Pence (in the absence of shillings) may be referred to also dash and slash, standing in front of the number:

—/1

—/8

When indicating the number of pence with numeral phrases with the word pence is written together:

twopence

threepence

Note:

You should pay attention to the pronunciation:

twopence ['tʌpəns]

threepence ['θri:pəns]

halfpenny ['hælpəni]

The sum of shillings and pence, are identified as follows:

2s. 6d. or 2/6 (read: two shillings and sixpence or two and six)

The sum of pounds, shillings and pence, are denoted in different ways:

£25 12s. 8d.

£25.12.8

£25/12/8

£25:12:8

£25-12-8 (read: twenty-five pounds twelve shillings and eight pence, or twenty-five pounds, twelve and eight)

2. American dollar currency the dollar is a short-hand \$ sign before the number:

\$1 (read: one dollar)

\$25 (read: twenty-five dollars)

Sometimes for a numeral indicating the number of dollars followed by a period and two zeros (if the pennies do not exist):

\$1.00

\$25.00

The monetary unit cent (1/100 of a dollar) the abbreviation is marked with:

1C (read: one cent)

65C (read: sixty-five cents)

Also found the following notation cents:

\$.12

\$.50

Amount in dollars and cents are indicated as follows:

\$25.01 (read: twenty-five dollars and one cent)

\$34.10 (read: thirty-four dollars and ten cents)

\$3,350.55 (read: three thousand three hundred and fifty dollars and fifty-five cents)

Lending.

Lending is a financial relationship in which one party – the lender. The lender lend a loan in cash or in kind. The second party – the borrower use the loan on the terms of repayment and retribution.

Lending evolved along with the development of commodity-money relations not only in Russia but also in all other countries. The difference is in the names of the parties to the loan (lender, co-op, Lombard, Bank) and the formalities that accompany the procedure of lending.

Loans are granted according to the following principles: the principle of payment; the security principle; the principle of maturity; the principle of coincidence of economic interests of the borrower and the lender; redistribution; regulation principle; the principle of incentive.

In the case of a lending transaction the borrower is obliged to repay more than borrowed. This requires rational and careful use of credit funds and search for additional funding. At the expiration of the term the borrower must return not only the amount of debt and payment for its use.

The credit agreement provides for the following parties to the agreement:

creditor – a natural or legal person providing the loan. Creditors can be

- Individuals
- Legal entity
- The state and the regions represented by their respective organizations.

Borrower – a person who receives a loan to meet their needs. The guarantor is also a borrower. The equal surety liable to the creditor for obligations of the Loans in the Bank – one of the most common types of lending. Loans in the Bank are characterized by four components: monetary form, priority, payment, aim. The customer shall return the money to the Bank at the end of the loan term. Usage fees will increase to the amount in the form of a certain percentage of the value of the loan. It pays the Bank for the use of its assets.

Credit is one of the banking products. Loans are distinguished by the types.

Depending on the main groups of borrowers:

- to companies and organizations;
- banks;
- individuals.
- Depending on the destination:
 - production credits are available to companies on business development;
 - agricultural loans are to farmers, to farmers to facilitate their activities;
 - trade credit for brokering. Most often used in connection with the origination of a receivable of the client. As borrowers are enterprises;
- investment loans;
- consumer loans;
- mortgage loans issued for the construction, acquisition or renovation of housing.

Практическая работа № 50.

Тема 8.5. Зарубежная торговля

Цель работы:

1. Осуществлять поиск и использование информации, необходимой для эффективного выполнения профессиональных задач, профессионального и личностного развития.
2. Формирование коммуникативных компетенций, овладение лексикой и языковыми клише по теме.

Ход работы:

1. Введение новой лексики.
2. Повторение грамматического материала, необходимого для изучения темы.
3. Работа с текстом профессиональной направленности.

BASIC TERMS IN FOREIGN TRADE

Countries buy and sell various goods as well as various services. Goods bought from abroad, such as food, cars, machines, medicines, books and many others, are called **visible imports**. Goods sold abroad are called **visible exports**.

Services, such as insurance, freight, tourism, technical expertise and others, are called **invisible imports and invisible exports**. The total amount of money a country, makes including money from visible and invisible exports, for a certain period of time, usually for a year, is **Gross National Product**, or **GNP**. The difference between a country's total earnings or GNP, and its total expenditure is called its **balance of payments**.

The difference between what a country receives for its visible exports and what it pays for its visible imports is its **balance of trade**. If a country sells more goods than it buys, it will have a **surplus**. If a country buys more than it sells, it will have **adeficit**.

Underline the correct word in the brackets:

1. Goods sold to other countries are (visible, invisible) exports.
2. Services sold to other countries are invisible (imports, exports).
3. The difference between total earnings of a country and its total expenditure is called its balance of (payments, trade).
4. The difference between a country's GNP and its total expenditure is called its balance of (payments, trade).
5. If a country sells more goods than it buys it will have a (deficit, surplus).

**Раздел 9. Структура бизнес письма.
Практическая работа № 51
Тема 9.1. Письмо-запрос**

Цель работы:

Формирование коммуникативных компетенций, овладение лексикой и языковыми клише по теме.

Ход работы:

1. Study information about the structure of the Letter of Offer:

reason of writing;
answer to potential customer's questions;
additional offers;
hopes to receive the order.

2. Read translate and learn the following information:

Answering the questions it is necessary to give the correct description of the goods with their pictures or samples. While establishing prices there can be different discounts. Expenses for packing, transportation costs, terms of delivery and terms of payment are being shown separately. The firm's offer includes special conditions, e.g. the deadline of offer receiving and discount system in the dependence on the quantity of goods and other conditions.

3. Read and translate sample Letter of Offer:

Mr. ...

Purchasing Manager

Broadway Autos

June 15, 2006.

Dear Mr. ...

Thank you very much for your enquiry. We are of course very familiar with your range of vehicles and are pleased to inform you that we have spare parts for the electrical power systems.

These parts combine economy, high power output and quick charging time.

I enclose a detailed quotation, specifications and delivery terms. As you will see from this, our prices are very competitive. I have arranged for our agent Mr. ... to deliver a few spare parts to you next week, so that you can carry out the laboratory tests. Our own laboratory reports, enclosed with this letter, show that our new spare parts perform as well as any of our competitor's product and, in some respects, outperform them.

If you would like further information, please telephone or telex me: my extension number is ...

I look forward to hearing from you.

Yours sincerely,
... (Name , surname)

5. Make up your own Letter of Offer:

6. Read and translate and learn the requirements to the Inquiry Letter.

The company sends the inquiry letter when it is necessary:

- to receive detailed information about goods;
- to know about the availability of goods;
- to define delivery dates;
- to receive information about terms and discounts, the method of transportation insurance;
- to receive information about prices of goods;
- to receive catalogues and samples of goods, etc.

If you apply for the company for the first time you should include the following points:

- information about this company and its goods;
- the main points of your letter;
- short information about your company;
- your hope to corporate with this company.

7. Read and translate sample Inquiry Letter:

Max Computers Ltd
170 London Road
Exeter EX4 4JY
England

17th May, 2005

Dear Sir,

We read your advertisement in the "Computer Magazine" of 5th March. We are interested in buying your computers. Would you kindly send us more information about this equipment:

- price (please quote CIF Odessa price)
- dates of delivery
- terms of payment
- guarantees
- if the price includes the cost of computer installation and staff training.

Our company specializes in distributing computers in Ukraine. We have more than 50 dealers and representatives in different regions and would like to start producing computers in Ukraine. If your computers meet our requirements, and we receive a favourable offer, we will be able to place a large order for your computers.

Your early reply would be appreciated.

Yours faithfully,
P. Ivanov
Export-Import Manager

Практическая работа № 52

Тема 9.2. Заказ товара

Цель работы:

Формирование коммуникативных компетенций, овладение лексикой и языковыми клише по теме.

Ход работы:

Read, translate and learn the requirements to the Letter of Order:

To place an order to buy goods special order forms should be filled in. In these forms the quantity of goods, their description, prices, terms of payment, date of delivery and discounts should be shown. When it is necessary to make certain points quite clear a special covering letter is written. An order form is attached to the covering letter.

If a seller or a supplier is able to carry out an order he sends a buyer an order acknowledgement which is an order copy. It is signed by a seller or a supplier.

If a seller or a supplier is not able to carry out an order he either refuses the order or offers a substitute.

11. Read and translate sample Letter of Order.

Men's Clothes Dealers Ltd.
142 South Road
Sheffield S20 4HL
England

21st March, 2008

Dear Sirs,

Our Order for Silk Shirts

In response to your letter of 17th March, we thank you for sending us your catalogues of men's silk shirts. We are sure there will be a great demand for them in Ukraine.

We are enclosing our Order No. 142, and would ask you to return its duplicate to us, duly signed, as an acknowledgement.

Yours faithfully

Vladimir Smurov

Enc. Order No. 142	Export-Import Manager	
ORDER	No. 142 (please refer to this number on all correspondence)	
Men's Clothes Dealers Ltd. 142 South Road Sheffield S20 4HL England		
21st March, 2008		
Please Supply 400 men's silk shirts in the colours and sizes (collar) specified below:		
Size	Colour	Quantity
14	white	70
14	blue	30
15	white	70
15	blue	30
16	white	70
16	blue	30
17	white	70
17	blue	30
Price:	\$ 10.53 each (total — \$4, 212)	
Delivery:	air freight, CIF Kiev	
Payment:	by letter of credit	
Packing:	standard	
p.p. Chief Buyer		
Alexey Postnikov Visteria Ltd.		
Please send us the copy of this order, duly signed, as an acknowledgement.		

12. Read and translate sample Letter of Acknowledgement.

Visteria Ltd.
P.O. Box 82
Kiev 253206
Ukraine

28th March, 2008

Ref: Order No. 142 of 21st March, 2008

Dear Mr. Smurov,

Thank you for your letter of 21st March, 2008. We are pleased to acknowledge your order for 400 men's silk shirts and enclose the copy of it, duly signed, as requested.

Delivery will be made immediately on opening a letter of credit with our bank for the amount of \$4212.

We hope our shirts will be in great demand in Ukraine and you will be able to place large orders with us in the future.

Yours sincerely,
Alfred Smithers
Sales Manager

Практическая работа № 53
Тема 9.3. Отказ от товара

Цель работы:

Формирование коммуникативных компетенций, овладение лексикой и языковыми клише по теме.

Ход работы:

Make up your own Letter of Order, Acknowledgement and Refusal of Order:

15. Are the sentences true or false? Correct the false ones:

1. While establishing prices there can't be any discounts.
2. The firm's offer includes special conditions.
3. The company sends the inquiry letter when it's necessary to receive information about prices of goods.
4. An order form is not attached to the inquiry letter.
5. An order acknowledgement is signed by a buyer.

16. Find in the texts the synonyms for the following words and expressions:

Publicity	cost
to demand	to be satisfied
to insert	particularly
essential	supplementary
confirmation	inclose
salesman	minute

17. In the list below find a definition for the given words:

A	B
1. business	a. an announcement in a newspaper, on television, on the Internet that is designed to persuade people to buy a product or service
2. advertisement	b. to send something such as a document with a letter
3. description	c. able to be obtained, taken, or used
4. discount	d. the work of buying or selling products or service
5. to enclose	e. immediate or quick
6. available	f. a statement about what something or someone is like
7. look forward to	g. including many small facts or aspects

8. prompt	h. a reduction in the price of something
9. detailed	i. to feel happy and excited about something that is going to happen

18. Complete the sentences with the words from the texts and letters:

1. It's necessary to give the correct _____ of the goods with their pictures and samples.
2. We are of course very _____ with your range of vehicles.
3. I _____ a detailed quotation, specifications and delivery terms.
4. Our company specializes in _____ computers in Ukraine.
5. We would like to get in _____ with manufacturers.
6. Your _____ answer would be appreciated.
7. If your equipment meets our _____, we'll be able to place a larger order for your equipment.
8. The price covers packing and transportation _____.
9. We ask you to consider our _____ once more and let us know if we can expect your order.

20. Put the words in correct order

1. enclose I quotation specifications and detailed terms delivery a
2. computers Our specializes in Ukraine in distributing company
3. sure We there be a will great for in them Ukraine are demand
4. You future the will able be large place us with orders in to
5. effect We payment usually by credit letter of
6. market is There a for products your large here

22. Read and translate the text:

International Business

The international corporation or global company has its origin. Usually it is the outgrowth of the great trading companies of the 17th and 18th centuries. In 1811 a New York statute said corporations could be created by the filing of documents. After that it became a matter of bureaucratic operations to become a corporation. By 1850 it was a very common thing in the United States and was under general statute in European countries as well. Since that time the corporate movement began. As the jet plane, satellite communications and computers began; it became possible for a company to control business in all the world.

The growth of international corporate operations is faster than the economic growth of the industrialized nations. There are some projects which predict that within a generation almost a half of the free world production will be internationalized.

This trend for internationalism presupposes some benefits such as new jobs, higher living standards and the closing of the gaps between people-economic, educational and technological. At the same time serious questions can be asked. Is it the most efficient way to use world researches? Can the international corporation be the best force for a better world? Is it politically stronger than government? Can it take care of the self interest and competitiveness on behalf of the greatest good? And in what way can the global company work towards easing the world crises-monetary, political, energy and food?

23. Answer the questions:

1. What is the origin of the multinational company?
2. When did the corporate movement begin?
3. Why did it become possible for a company to control enterprises on the other side of the globe?
4. How quickly is internationalism growing?
5. What can internationalism bring?
6. What problems can be arisen with internationalism?
7. What are your own answers and explanations to these problems?

Практическая работа № 54
Тема 9.4. Работа с жалобами

Цель работы:

Формирование коммуникативных компетенций, овладение лексикой и языковыми клише по теме.

Ход работы:

I. Read, translate, learn the words from the dialogue:

Dialogue.

Исполнение и урегулирование претензий.

Execution and settlement of claims.

G. We come to you today with bad news. The last batch of the equipment we received, was completely rejected by our client.

X. We have already received your preliminary report by telex. Tell me again read more.

G. of the twenty ten crates of equipment arrived in water-damaged condition. The contents of the six boxes were broken nails, which passed through the inside covers of the boxes, the damage to the rest of the hardware has occurred due to defective material.

X. unfortunately, your message does not indicate the date and place of preparation of the report, date and number of marine bill of lading, date of receipt, number and date of the contract, the number of the box, the list of damaged goods, the reference to number and date the packing list and shipping specification, packing condition open box.

G. we Have the relevant protocols and acts, written by experts and inspectors.

X. But the examination report is not signed by our representative. In addition, we have the right to send our technician to inspect and test the equipment on site.

G. We do not deny this. The fact remains. What about damaged equipment?

H. Representatives have accepted the equipment at the factory, confirms that the act of acceptance of equipment. Then the equipment was loaded on the ship without the captain's reservations on damages. The clean bill of lading.

G. the Act of the captain can confirm it.

X. According to the act of the captain, the ship caught in a storm while sailing. As a result the ship has been damaged, which, in turn, caused damage to part of the cargo. We knew little about the circumstances of the case. Will take it under advisement.

X. In this regard, we believe that any losses incurred by you as a result of damage to the rest of the goods, must be reimbursed by your insurance company, as the supply was provided in the CAF terms and conditions. Let me refer you to the appropriate certified documents, so you could seek damages to the insurance company.

G. Thank You. We will immediately give the case to the insurance company. But you cannot disagree with the fact that all of us discovered the defects occurred during transportation of the cargo that is in transit. Test your equipment showed that there were manufacturing defects. We made the act test.

X. I have already said that upon detection of equipment defects you should send us a registered letter of complaint application complaint letter justifying the claim, made with the obligatory participation of our representatives.

G. What should contain in itself the act?

X. moreover, as we have already said, be sure the name and number of the defective equipment, description of defects and their causes, as well as specific your requirements, etc.

G. Well. We invite your specialists to us. But we have the right to bring a claim in relation to defective equipment, as specified in the contract. If you do not agree to pay damages, we will be forced to refer the matter for consideration to arbitration.

X. We understand your desire for a rapid solution to the issue of this claim, but both sides must first find out whose fault was this loss.

G. Complaint - it's neither for you nor for us. But it is also in order. Once she has filed, then you need to solve this problem properly, not to repeat such a situation in the future.

X. We completely share your point of view. Any decision pertaining to the complaint on the equipment you have?

We offer two options : to return the item or replace it.

X. Thoroughly analyzed the situation, we came to the following decision: with regard to the six drawers, pierced with nails, we will reimburse you for losses in accordance with actual losses incurred by you, with regard to the four boxes, in which defects, you do eliminate the defects of equipment and we will refund you the cost. Are you happy with it? This is a fair decision, and we accept it. We still have another option - to make a write-down total cost of equipment.

X. What kind of discount do you offer?

G. four percent.

X. Well, you'll go forward.

II. To write a letter of claim.

Раздел 10. Формы организации бизнеса.

Практическая работа № 55.

Тема 10.1. Типы компаний Великобритании

Цель работы:

Формирование коммуникативных компетенций, овладение лексикой и языковыми клише по теме.

Ход работы:

TYPES OF BUSINESSES IN THE U.K.

Most businesses in the United Kingdom operate in one of the following ways:

- sole trader
- partnership
- limited liability company
- branch of a foreign company.

The **sole trader** is the oldest form of business. There are many one-man owners, for example: a fanner, doctor, solicitor, estate agent, garage man, jobber, builder, hairdresser etc. The **partnership** is a firm where there are a few partners. They are firms of solicitors, architects, auditors, management consultants etc. The names of all the partners of the firm are printed on the stationery of a partnership.

The most common type of company in the United Kingdom is the **limited liability company**. At the end of the name of such a company the word *Ltd.* is used. For example: *Wilson and Son Ltd.*

Many of such companies are joint-stock companies owned by shareholders.

Limited liability companies are divided into public and private ones. Only public companies may offer shares to the public at the stock exchange. The names of such companies end in *p.l.c.* which stands for *public limited company*. For instance: *John and Michael p.l.c.*

Private limited companies may not offer shares to the public. The names of such companies end simply in *Ltd.*

A **branch of a foreign company** is a part of a company incorporated outside Great Britain but acting under the law of the U.K. Usually these companies act in the U.K. under their normal foreign names.

Answer the following questions:

1. What is the most common type of company in the U.K.?
2. Are all limited liability companies joint-stock companies?
3. What can you say about the types of the following companies?

Fine Furniture Ltd.

General Foods p.l.c.

Практическая работа № 56.
Тема 10.2. Типы компаний США

Цель работы:

Формирование коммуникативных компетенций, овладение лексикой и языковыми клише по теме.

Ход работы:

FORMS OF BUSINESSES IN THE U.S.A.

Businesses in the U.S.A. may be organized as one of the following forms:

- individual business
- general partnership
- limited partnership
- corporation
- alien corporation

An **individual business** is owned by one person.

A **general partnership** has got several owners. They all are liable for debts and they share in the profits.

A **limited partnership** has got at least one general owner and one or more other owners. They have only a limited investment and a limited liability.

A **corporation** is owned by persons, called stockholders. The stockholders usually have certificates showing the number of shares which they own. The stockholders elect a director or directors to operate the corporation. Most corporations are closed corporations, with only a few stockholders. Other corporations are owned by many stockholders who buy and sell their shares at will. Usually they have little interest in management of the corporations.

Alien corporations are corporations of foreign countries.

All the corporations are to receive their charters from the state authorities. The charters state all the powers of the corporation. Many corporations try to receive their charters from the authorities of the State of Delaware, though they operate in other states. They prefer the State of Delaware because the laws are liberal there and the taxation is rather low. Such corporations, which receive their charters from an outside state, are called **foreign corporations**.

All the corporations require a certificate to do business in the state where they prefer to operate.

Sum up what the text says about:

individual businesses
general partnerships
limited partnerships
corporations
alien corporations
foreign corporations
charters and certificates

Раздел 11. Подписание контракта
Практическая работа № 57.
Тема 11.1. Условия контракта

Цель работы:

Формирование коммуникативных компетенций, овладение лексикой и языковыми клише по теме.

Ход работы:

Contract for the Purchase or Sale of a Home.

Locate a Local Real Estate Lawyer
Most Common Real Estate Issues

- ☐ Mortgages
- ☐ Condominiums and Cooperatives
- ☐ Purchase and Sale of Residence
- ☐ Construction Disputes
- ☐ Title and Boundary Disputes
- ☐ Landlord and Tenant
- ☐ Zoning, Planning and Land Use
- ☐ Foreclosures

Is a Contract for the Purchase or Sale of a Home Binding?

A contract between two parties for the purchase and sale of a home is binding between the parties subject to certain conditions called contingencies. Most contracts for the purchase or sale of a home contain contingency clauses that allow each party to back out of the contract without any legal consequences if certain conditions are not met.

What Are Contingency Clauses?

Contingency clauses describe certain conditions that must be met before the parties are legally obligated to go through with the sale of the home. If certain conditions are not met, the contract is

null and void and a party (typically the Buyer) can back out without any legal consequences. There are many types of contingency clauses, but the most common include:

Subject-to-financing clause: If the Buyer cannot secure the loan, mortgage terms, and maximum interest rates that he seeks (usually defined in the sales contract), Buyer can legally back-out of the sale

Subject-to-inspection clause: If the Buyer is not satisfied with the outcome of a professional inspection of the home, he can change his offering price without any legal consequences

Sale-of-home clause: If the Buyer cannot sell his present home for at least his asking price, the Buyer can back-out of buying the new home without any legal consequences

What if the Contingencies Are Satisfied, But the Buyer Still Backs Out of the Sale?

If all the contingencies are satisfied and a Buyer tries to back out of the purchase of the home, the consequences can be serious. At a minimum, the Buyer will lose his deposit money. If the Seller is forced to sell the house to another buyer at a lower price, the breaching Buyer may be liable to the Seller for the difference in price and other monetary damages, including attorneys' fees. If the Seller cannot find another buyer, the Seller can sue the Buyer for specific performance and force the Buyer to purchase the home.

Additionally, the sales contract may contain a "liquidated damages clause" and the Buyer will have to pay additional monetary damages for breaching the contract.

What if the Contingencies Are Satisfied, But The Seller Still Backs Out of the Sale?

If all the contingencies are satisfied and a Seller backs out of the sale or demands more money from the Buyer, the Buyer can sue the Seller for specific performance and force the Seller to hand over the deed to the home. While the lawsuit is pending, a "lis pendens" is usually recorded against the home's title to prevent the Seller from selling the home to another buyer.

If the Buyer can prove intentional fraud by the Seller, the Buyer may be able to sue for additional punitive damages against the breaching Seller.

Do You Need a Real Estate Lawyer?

There are many steps and a lot of information involved if you wish to purchase or sell a residence. An experienced attorney will review listing agreements with brokers, offers, and purchase contracts before you sign them to make certain that your requests are met. An attorney will ensure that your legal rights are protected in the event the other party breaches the contract.

Практическая работа № 58. **Тема 11.2. Поставка товара**

Цель работы:

Формирование коммуникативных компетенций, овладение лексикой и языковыми клише по теме.

Ход работы:

1. Read, translate and study this information:

Banks terms of delivery which are used when concluding a contract (according to “International Rules of Interpretation of Trade Terms”).

In business practice the following basis terms of delivery are used:

Ex-Factory, Ex-Mill, Ex-Works – price of the manufacturing plants. According to these terms the price of goods is determined by its cost price and estimated profit of the seller. The buyer pays for loading goods from the manufacturing plants.

Ex-store – from the storehouse. The buyer pays for loading goods from the storehouse and he also pays for the delivery of goods to the storehouse.

Ex-stock – from the stock. According to these terms the price is determined by the current delivery of goods. In future the price of goods can be changed.

FAS (Free alongside Ship) According to these terms the seller (supplier) pays for:

– delivery of the goods with enclosure of documents which confirms the requirements of the contract;

– packing of the goods for transportation;

– delivery of the goods according to the terms which are given in the contract and storing them on quay;

– notification of the buyer about storing of the goods on quay and passing all documents to the buyer.

The buyer pays for:

– freight the vessel and notification of the seller (supplier) about the date of arriving of the vessel at the port;

– paying for the goods.

The buyer becomes responsible for goods when goods are placed on quay.

FOB (Free on Board) According to these terms the seller pays for export licence, he has to lade a ship, notify the buyer about loading and give him all documents.

CIF (Cost, Insurance, Freight) According to these terms the buyer pays for transportation with the exception of freight. The seller has to insure goods up to the destination.

2. Read the contract:

After talks in Brighton Victor Klimenko has signed the contract between Continental Equipment and TST Systems for the supply of processing equipment. Here are some clauses of this contract.

English

Brighton, England

April 10, 2008

Russian

Брайтон, Англия

10 апреля, 2008

Central Partnership Plc, Brighton, England, hereinafter referred to as 'the Seller', on the one part, and TST Systems Ltd., Kiev, Ukraine, hereinafter referred to as 'the Buyer', on the other part, have concluded the Present Contract as follows:

Компания Continental Equipment Plc, Брайтон, Англия, в дальнейшем именуемая "Продавец", с одной стороны, и компания ТСТ Системз Лтд., Киев, Украина, в дальнейшем именуемая "Покупатель", с другой стороны, заключили настоящий контракт о нижеследующем:

1. Subject of the Contract

1.1. The Seller has sold and the Buyer has bought the machinery, equipment, materials, and services ("Equipment") as listed in Appendix 1 being an integral part of this Contract.

1. Предмет контракта

1.1. Продавец продал, а Покупатель купил машины, оборудование, материалы и услуги ("Оборудование"), перечисленные в Приложении 1, которое является неотъемлемой частью настоящего Контракта.

2. Prices and Total Value of the Contract

2.1. The Total Contract Value is as follows:

Equipment and engineering
FOB U.K. port +
documentation £ ____

Supervision, start-up and
training £ ____

Spare and wear parts £ ____

Freight £ ____

Total price CIF Odessa
£ ____

Discount £ ____

Total Contract Value
£ ____

2.2. The prices are understood to be CIF Odessa including

2. Цены и общая сумма Контракта

2.1. Общая сумма Контракта составляет:

Оборудование и техника на
условиях FOB (порт
Великобритании) +
документация £ ____

Сопровождение, пуск и
подготовка персонала
£ ____

Запасные и изнашиваемые
детали £ ____

Фрахт судна £ ____

Общая сумма на условиях
CIF Одесса £ ____

Скидка £ ____

Общая сумма Контракта
£ ____

2.2. Цены считаются на
условиях CIF Одесса,

cost of packing, marking, loading on board a ship, stowing and fastening the equipment in the hold, and the cost of the materials used for this purpose.

2.3. The prices are firm for the duration of the Contract and shall not be subject to any revision except on account of any mutually agreed changes or modifications to equipment specification and/or quantities listed in Appendix I to this Contract.

3. Time of Delivery

3.1. The equipment specified in Appendix 1 of the present Contract is to be delivered within two (2) months from the date of opening the Letter of Credit specified in Clause 4.1 of this Contract.

3.2. The delivery date is understood to be the date of the clean Bill of Lading issued in the name of the Buyer, destination Odessa Ukraine.

4. Terms of Payment

4.1. Within thirty (30) days from the date of signing this Contract, the Buyer is to open in favour of the Seller an irrevocable confirmed Letter of Credit with City Bank, London, for hundred per cent (100%) of the total contract value. The Letter of Credit is to be valid for three (3)

включая стоимость упаковки, маркировки, погрузки на борт корабля, укладки и крепления в трюме, а также стоимость материалов, используемых для этих целей.

2.3. Цены остаются неизменными на протяжении всего срока действия Контракта и могут быть пересмотрены только в случае взаимосогласованных изменений в спецификации на оборудование либо его модификации, а также изменения количества его составных частей, указанного в Приложении 1 к настоящему Контракту.

3. Срок поставки

3.1. Оборудование, перечисленное в Приложении 1 к настоящему Контракту, должно быть поставлено в течение двух (2) месяцев с момента открытия аккредитива, указанного в п. 4.1 данного Контракта.

3.2. Датой поставки оборудования считается дата выдачи чистого коносамента с указанием имени Покупателя и конечного порта назначения – Одесса, Украина.

4. Условия оплаты

4.1. В течение тридцати (30) дней с момента подписания данного Контракта Покупатель должен открыть в City-Bank (Лондон) на имя Продавца безотзывный подтвержденный аккредитив на сто процентов (100%) от общей суммы контракта. Аккредитив действителен в течение трех (3) месяцев.

months.

4.2. Payment from this Letter of Credit at the rate of the hundred per cent (100%) of the total contract value is to be effected in GB pounds against the following shipping documents:

4.2.1. Original Bill of Lading issued in the name of the Buyer, destination Odessa, Ukraine.

4.2.2. Shipping Specification.

4.2.3. Certificate of Quality.

4.2.4. Certificate of Origin.

4.2.5. Packing List.

4.2.6. Insurance Policy.

5. Technical Documentation

5.1. Within five (5) days from the delivery date the Seller shall send two (2) sets of the technical documents as listed in Appendix 2 to the address of the Buyer.

5.2. All instructions on the drawings are to be in English, with all the instructions contained in Items 1,2,3, and 4 of Appendix 2 translated into Russian.

6. Guarantee of the Quality of the Equipment

6.1. The guarantee period is twelve (12) months from the date of the start-up of the equipment, that is reflected in an appropriate Act signed by

4.2. Платеж по данному аккредитиву в размере ста процентов (100%) от общей суммы Контракта производится в английских фунтах по предоставленным следующим отгрузочным документам:

4.2.1. Оригинала коносамента, выписанного на имя Покупателя, с указанием конечного порта назначения – Одесса, Украина.

4.2.2. Отгрузочной спецификации.

4.2.3. Сертификата качества.

4.2.4. Сертификата происхождения товара.

4.2.5. Упаковочного листа.

4.2.6. Страхового полиса.

5. Техническая документация

5.1. В течение пяти (5) дней с момента поставки Продавец должен выслать на адрес Покупателя два (2) комплекта технических документов, перечисленных в Приложении 2.

5.2. Все пояснения на чертежах должны быть на английском языке. Должны также быть предоставлены переводы на русский язык всех пояснений на чертежах, входящих в п.п. 1, 2, 3 и 4 Приложения 2.

6. Гарантия качества оборудования

6.1. Гарантийный срок составляет двенадцать (12) месяцев с момента пуска оборудования, что фиксируется в

the representatives of the Parties to the present Contract, but not more than eighteen (18) months from the date of delivery of the equipment.

6.2. If the equipment proves to be defective or faulty during the guarantee period, the Seller has at its expense at the choice of both Parties either to remedy the defects or to replace the faulty equipment with new equipment of good quality which is to be delivered without delay to the port of delivery.

7. Packing

7.1. The equipment is to be shipped in export sea packing suitable for the type of equipment delivered. Packing should also be suitable for transshipment in transit and reasonable long storage of the equipment.

7.2. Each container is not to exceed the following dimensions: length = 2,500 mm, width = 2,500 mm, height = 2,500 mm.

7.3. The Seller is responsible to the Buyer for any damage to the equipment resulting from inadequate packing of the equipment.

8. Marking

соответствующем Акте, подписанном уполномоченными представителями сторон, заключающим настоящий Контракт, но не более восемнадцати (18) месяцев с даты поставки оборудования.

6.2. Если оборудование выйдет из строя на протяжении гарантийного срока, Продавец должен за свой счет и по усмотрению обеих сторон либо устранить возникшие дефекты, либо заменить вышедшее из строя оборудование на новое оборудование соответствующего качества, которое должно быть без задержки доставлено в порт назначения.

7. Упаковка

7.1. Оборудование поставляется в морской экспортной упаковке, предназначенной для транспортировки оборудования данного типа. Упаковка должна также быть пригодной для транзитных перевозок и для хранения оборудования в течение разумного срока.

7.2. Каждый контейнер по размерам не должен превышать следующих габаритов: длина – 2 500 мм, ширина – 2 500 мм, высота – 2 500 мм.

7.3. Продавец несет перед Покупателем ответственность за любые повреждения оборудования из-за его неправильной упаковки.

8. Маркировка

8.1. All the containers are to be marked on three (3) sides. Each container should bear the following markings made in indelible paint (in Russian and English):	8.1. Все контейнеры маркируются с трех (3) сторон. На каждом контейнере должны быть нанесены несмываемой краской следующие надписи (на русском и английском языках):
Contract No.	Контракт №
<i>Seller:</i> Continental Equipment Plc (Address)	<i>Продавец:</i> Continental Equipment Plc (Адрес)
<i>Buyer:</i> TST Systems Ltd. (Address)	<i>Покупатель:</i> TST Systems Ltd.(Адрес)
<i>Railway Station of Destination:</i>	<i>Железнодорожная станция назначения:</i>
Kiev	Киев
<i>Container No:</i>	<i>Контейнер №</i>
<i>Gross weight:</i> _____kg	<i>Вес брутто:</i> ____ кг
<i>Net weight:</i> _____kg	<i>Вес нетто:</i> ____ кг
<i>Case dimensions in cm (length width height)</i>	<i>Размеры контейнера в см (длина ширина высота)</i>
If a case requires special handling it should bear additional marks: "Fragile", "Top" or "This side up", etc.	Если контейнер требует специального обращения, то на нем должна быть нанесена дополнительная маркировка: "Хрупкий", "Верх" или "Здесь верх" и т. п.
9. Shipping Instructions and Notifications.	9. Инструкция и уведомление об отгрузке
9.1. Within twenty-four (24) hours after shipment, the Seller is to inform the Buyer by fax regarding the date of shipment, the Bill of Lading number, number of containers, their weight, the vessel name.	9.1. В течение двадцати четырех (24) часов после отгрузки оборудования Продавец должен сообщить Покупателю по факсу дату отгрузки, номер коносамента, количество контейнеров, его вес, название судна.
10. Insurance	10. Страхование
10.1. The Seller is to take care of and cover expenses for insurance of the equipment	10.1. Продавец производит страхование оборудования, поставляемого в

under the Contract from the moment of its dispatch up to the moment of its arrival at the port of Odessa.

соответствии с настоящим Контрактом, и покрывает все связанные с этим расходы с момента отгрузки оборудования и до момента прибытия его в порт Одессы.

11. Sanctions

11. Санкции

11.1. In the event of delay in delivery of the equipment the Seller is to pay the Buyer a penalty at the rate of 1,0% of the total contract value for every week of delay. However, the total amount of penalty for delay in delivery is not to exceed 10% of the total contract value.

11.1. В случае задержки в поставке оборудования Продавец должен выплатить Покупателю пеню в размере 1% от общей суммы Контракта за каждую неделю задержки в поставке. При этом, общая сумма пени за задержку в поставке оборудования не должна превышать 10% от общей суммы Контракта.

11.2. While calculating penalty for delay, the amount of days comprising over half of a calendar week is considered to be a full week.

11.2. При расчете пени за задержку в поставке оборудования количество дней, превышающее половину календарной недели, считается как полная неделя задержки.

12. Force Majeure

12. Форс-мажор

12.1. The Parties are released from their responsibility for partial or complete non-execution of their liabilities under the Contract should this non-execution be caused by the force majeure circumstances including, but not limited to: fire, flood, earthquake, and if these circumstances have had a direct damaging effect on the execution of the present Contract.

12.1. Стороны освобождаются от ответственности за частичное либо полное невыполнение своих обязательств по настоящему Контракту, если такое невыполнение было вызвано форс-мажорными обстоятельствами, которые включают, но не ограничиваются такими причинами, как пожар, наводнение, землетрясение, и если данные обстоятельства оказали непосредственное влияние на возможность выполнения этих обязательств.

12.2. The Party which is unable to fulfill its obligations under this Contract is to inform

12.2. Сторона, которая не может выполнить свои обязательств по настоящему

the other Party within ten (10) days from the beginning of force majeure circumstances.

Контракту, должна в течение десяти (10) дней после начала действия форс-мажор-ных обстоятельств проинформировать другую сторону об их наличии.

13. Arbitration

13. Арбитраж

13.1. The Seller and the Buyer will take all possible measures to settle amicably any disputes or differences which may arise out of the present Contract or in connection with it.

13.1. Покупатель и Продавец принимают все возможные меры для урегулирования споров и разногласий, которые могут возникнуть при выполнении настоящего Контракта или в связи с его выполнением.

13.2. If the Parties do not come to an agreement, all the disputes and differences are to be submitted for Arbitration in Stockholm, Sweden, in accordance with the rules and regulations of the Chamber of Commerce in Stockholm and applying the substantive laws of Sweden.

13.2. Если стороны не могут прийти к соглашению, споры и разногласия представляются на рассмотрение арбитражного суда в Стокгольме (Швеция) в соответствии с правилами и положениями Торговой Палаты Стокгольма и с применением соответствующих законов Швеции.

14. Other Terms

14. Другие условия

14.1. The Seller upon written consent of the Buyer shall be permitted to substitute equipment of comparable quality and conforming to the technical requirements for any item of equipment that may not be available for one reason or another.

14.1. При наличии письменного согласия Покупателя Продавец может произвести замену тех или иных частей оборудования, которых по той либо иной причине нет в наличии, на удовлетворяющее техническим требованиям оборудование сопоставимого качества.

14.2. Any changes, amendments or supplements to the terms and conditions of this Contract shall be valid only if set forth in a written document duly signed by authorized representatives of both Parties to the present Contract.

14.2. Любые изменения, поправки и дополнения условий Контракта считаются только в том случае, если они сделаны письменно и должным образом подписаны уполномоченными представителями сторон.

14.3. After the contract has

14.3. После подписания

been signed all the preliminary agreements, discussions and correspondence between the Parties concerning this Contract are to be considered null and void if conflicting with this Contract.	Контракта все предварительные соглашения, договоренности и переписка между сторонами, заключившими настоящий контракт, становятся недействительными, если они вступают в противоречие с положениями данного Контракта.
14.4. The Contract becomes effective and comes into full force from the date of signing.	14.4. Контракт становится действительным и вступает в полную силу с даты его подписания.
15. Legal Addresses of the Parties.	15. Юридические адреса сторон:
SELLER (ПРОДАВЕЦ)	ПОКУПАТЕЛЬ (BUYER)
Continental Equipment Pic	TST System Ltd
9 North Road	P.O. Box 171
Brighton BN1 5JF	Kiev 253100
England	Ukraine
for and on behalf of the Seller (от имени и по поручению Продавца)	от имени и по поручению Покупателя (for and on behalf of the Buyer)
<i>Alfred Rogers</i>	<i>Виктор Клименко</i>
Alfred Rogers	Виктор Клименко
Chairman (Президент)	Коммерческий директор (Commercial Director)

3. Answer the questions:

1. Which company is the seller?
2. Which company is the buyer?
3. How are the prices understood to be?
4. When is the equipment specified in Appendix 1 of the present Contract to be delivered?
5. What date is understood to be the delivery date?
6. What shipping documents should be shown?
7. How many sets of the technical documents does the Seller have to send the Buyer?
8. What is the guarantee period of the equipment?
9. How should the equipment be shipped and packed?

10. How are all the containers to be marked?
11. When and how does the Seller have to inform the Buyer about shipment?
12. Who takes care of insurance?
13. When are the Parties released from their responsibility for partial or complete non-execution of their liabilities under the Contract?

4. Are the sentences true (v) or false (x). Correct the false ones.

1. The Seller has bought and the Buyer has sold the machinery, equipment, materials and services.
2. The prices vary for the duration of the Contract.
3. The prices are understood to be CIF Sevastopol.
4. The Letter of Credit is to be valid for three months.
5. All instructions on the drawings are to be in English.
6. The guarantee period is twelve (12) months from the date of the start-up of the equipment.
7. If the equipment proves to be faulty during the guarantee period, the Buyer has at its expense either to remedy the defects or to replace the faulty equipment with new equipment.
8. All the containers are to be marked on three (3) sides.

Практическая работа № 59.
Тема 11.3. Подписание контракта

Цель работы:

1. Формирование коммуникативных компетенций.
2. Овладение грамматическим материалом по теме.

Ход работы:

The clauses of the contract.

Contract design (contract) is considered to be the most difficult and responsible part of doing business. From how professionally prepared contract will depend on its effectiveness. In practice, there are different types of contract that defines the commodity, but most of the contracts contains an introductory part (for the name of the organization,surname, name, patronymic and position of the person signing the contract) and the basic articles such as:

- the subject of the contract
- price
- payment
- obligations of the parties
- acceptance of goods
- sanctions
- osvobojdienie from liability
- the procedure for settlement of possible disputes
- the entry into force of the contract
- Details, addresses and signatures of the parties to the contract
- other conditions
- changes and additions to the contract

Articles can be integrated or included in the contract in a different order.

CONTRACT.

"Moscow" _____ 20 _____

hereinafter referred to as the Sellers, on the one hand and _____
hereinafter referred to as the Buyers, on the other hand have concluded the present Contract as follows:

1. Subject of the Contract.

The Sellers have sold and the Buyers have bought on (FOB)

(port)

basis the goods to the amount of _____ in the quantity, assortment, at prices and according to technical conditions NN 1,2,..., as stated in Supplements N 1,2... which are the integral part of the present Contract.

2. Price and Total Amount of the Contract.

The prices for the goods are fixed in _____

(currency)

and are to be understood _____

(FOB, CIF...)

packing and marking included. The Total Amount of the present Contract is _____

3. Dates of delivery

Delivery of the goods under the present Contract should be effected within the dates stipulated in the Supplement N ____ to the present Contract.

The data of the Bill of Lading and/or the date of frontier station stamp of the Sellers' country stated in (rail-) way bill to be considered as the data of delivery.

4. Payment.

Payment for the goods delivered is effected in _____

(валюта)

under an irrevocable, confirmed divisible Letter of Credit established by the Buyer with the Bank _____

The Letter of Credit to allow transshipment and partial shipment and to stipulate that all the expenses connected with the opening and the extension of the Letter of Credit and any other bank charges to be for the Buyers' account. The Letter of Credit is to be valid for _____ days.

5. Claims.

Claims in respect of the quantity in case of shortage inside the case may be submitted by the Buyers to the Sellers not later than _____

days and in respect of the quality of the goods in case of non-conformity of same to that stipulated by the Contract not later than _____ days after the arrival of the goods at the port of destination.

Contents and ground of the claim should be certified either by Expert's Report or by a Report made up with the participation of a representative of an uninterested competent organization.

The Buyers have the right to return to the Sellers the rejected goods for their replacement by the goods of proper quality.

All the transport and other expenses connected with delivery and return of defective goods are to be paid by the Sellers.

6. Arbitration

All disputes and differences which may arise out of the present Contract or in connection with the same are to be settled without application to State courts by Arbitration Court at Chamber of

Commerce, Moscow in accordance with the Rules of procedure of the above Court the awards of which are final and binding upon both Parties.

7. Force-majeure

Should any circumstances arise which prevent complete or partial fulfilment by any of the Parties of their respective obligations under the present Contract, namely: fire, acts of God, war, military operations of any kind, blockade, prohibition of export or import or any other circumstances beyond the control of Parties, the time stipulated for the fulfilment of such obligations shall be extended for the period equal to that during which such circumstances will remain in force.

8. Other Conditions.

All dues (including port and dock ones), taxes and customs duties levied in the territory of the Sellers' country connected with execution of the present Contract are to be paid by the Sellers and for their account. None of the Parties has the right to assign their right and obligations under the present Contract without written consent of the other Party. Any amendments and supplements to the present Contract are valid only if made in writing and signed by duly authorized representatives of both Parties.

The present Contract is made up in two copies both having the same value.

9. Legal Addresses of the Parties _____

Do some exercises.

Exercise 1. Дополните предложения правильной формой Present Perfect:

1. I know who your boss is. I (*work*) for him.
2. Look! Somebody already (*broke*) the tree.
3. Mary (*go*) to Moscow, but she'll be back next Monday at the latest.
4. Andy is in hospital now. He (*have*) a bad crash.
5. Jane is crying. She (*hurt*) her knee.

Answers: have worked; has already broken; has gone; has had; has hurt;

Exercise 2. Заполните пропуски *since* или *for*.

Mike left school when he was 16. ... then he has had five cars. He usually keeps a car ... a year. Then he gets bored with it and buys another one. As far as his dad, he has had the same car ... ten years. Mike can't understand that. He's had this Ford Mondeo ... 2002 and it's still going well. He'll probably keep it ... a few month.

Answers: Since, for, for, since, for

Exercise 3. Поставьте правильную форму глагола в Present Perfect Simple или Present Perfect Continuous:

- Hi, Mark! I (*not/see*) you for ages.
- Hi. I (*work*) quite hard as usual. How about you?
- Great. I (*look*) around for a new flat, but I (*not/find*) one yet.
- What's wrong with your old one?
- It's OK. But I (*just/get*) a new job and it's on the other side of town. By the way, you (*finish*) that book I gave you last month?
- I (*not/have*) time, I was very busy. I (*start*) it but I've only got as far as the first chapter.
- What you (*do*) since I last saw you?
- I (*prepare*) for exams, of course. I (*take*) maths I've still got physics and chemistry to go.
- How did the maths exam go?
- I think I (*pass*) it. We'll see.

1. haven't seen
2. have been working

3. have been looking/haven't found
4. have just got/have you finished
5. haven't had/ have started
6. have you been doing
7. have been preparing/ have taken
8. have passed

Do some exercises.

Прошедшее совершенное время Past Perfect.

Exercise 1. Поставьте глаголы из скобок в форму Past Perfect.

1. He never ... (be) to Oxford before. (Он никогда раньше не был в Оксфорде.)
2. When I found my camera the butterfly already ... (fly away). (Когда я нашел фотоаппарат, бабочка уже улетела.)
3. Sandra ... (suffer) from pneumonia for many years. (Сандра страдала от пневмонии в течение многих лет.)
4. Tony ... (not appear) on TV before that. (Тони никогда раньше не появлялся на ТВ.)
5. My cousin ... (buy) the tickets before we came. (Мой кузен купил билеты до того, как мы пришли.)
6. I was too tired because my working day ... (start) at six. (Я слишком устал, потому что мой рабочий день начался в шесть.)

Exercise 2. Раскройте скобки, употребляя глаголы в Past Simple или Past Perfect:

1. When I (to come) home, mother already (to cook) dinner.
2. When father (to return) from work, we already (to do) our homework.
3. When the teacher (to enter) the classroom, the pupils already (to open) their book.
4. Kate (to give) me the book which she (to buy) the day before.
5. Nick (to show) the teacher the picture which he (to draw).
6. The boy (to give) the goats the grass which he (to bring) from the field.
7. Mother (to see) that Nick (not to wash) his hands.
8. The teacher (to understand) that Lena (not to do) her homework.
9. When we (to come) to the station, the train already (to leave).
10. Tom (to return) from the cinema at five o'clock.
11. Tom (to return) from the cinema by five o'clock.
12. I (to finish) my homework at seven o'clock.
13. I (to finish) my homework by seven o'clock.
14. He (to think) that he (to lose) the money.
15. Ann (to tell) me that she (to see) an interesting film.
16. When I (to wake) up yesterday, father already (to go) to work.
17. Nick (to think) that his father (not yet to come) home.
18. Mary (to tell) us that she (to cook) a good dinner.

Exercise 3. Составь предложения, используя слова в скобках:

I wasn't hungry. (I/just/have/lunch) I had just had lunch.

1. Tom wasn't at home when I arrived. (he/just/go/out)._____
2. We arrived at the cinema late. (the film/already/begin)._____

Exercise 4. Поставь глагол в нужной форме (Past Perfect или Past Simple) в зависимости от смысла. (Здесь постарайся не попасться! Еще раз перечитай смысловое значение Past Perfect):

1. The house was very quiet when I got home. Everybody _____(go) to bed.
2. I felt very tired when I got home, so I _____(go) straight to bed.
3. Sorry I am late. The car _____(break) down on my way here.
4. There was a car by the side of the road. It _____ (break) down and the driver was trying to repair it. So we _____ (stop) to help him.

Answers: 1. Tom wasn't at home when I arrived. He had just gone out. 2. We arrived at the cinema late. The film had already begun. IV. 1. The house was very quiet when I got home. Everybody had gone to bed. 2. I felt very tired when I got home, so I went straight to bed. 3. Sorry I am late. The car broke down on my way here. 4. There was a car by the side of the road. It had broken down and the driver was trying to repair it. So we stopped to help him.

ЛИТЕРАТУРА

Основные источники:

1. Чилиевич, Н.М. Английский язык. Профессиональная лексика экономиста. The English Language. Professional Economist Vocabulary: учебное пособие / Н.М. Чилиевич. - Минск: РИПО, 2017. - 120 с. - Библиогр.: с. 104. - ISBN 978-985-503-714-0; То же [Электронный ресурс]. - URL: <http://biblioclub.ru/index.php?page=book&id=487904>

2. Иностранный язык профессионального общения (английский язык): учебное пособие / И.Б. Кошеварова, Е.Н. Мирошниченко, Е.А. Молодых и др.; Министерство образования и науки РФ, Воронежский государственный университет инженерных технологий. - Воронеж: Воронежский государственный университет инженерных технологий, 2018. - 141 с. - Библиогр. в кн. - ISBN 978-5-00032-323-6; То же [Электронный ресурс]. - URL: <http://biblioclub.ru/index.php?page=book&id=488007>.

3. Чилиевич, Н.М. Английский язык в профессии. Торговое дело=English for Trade Industry: учебное пособие / Н.М. Чилиевич, Е.Г. Командровская. - Минск: РИПО, 2018. - 100 с. - Библиогр. в кн. - ISBN 978-985-503-758-4 ; То же [Электронный ресурс]. - URL: <http://biblioclub.ru/index.php?page=book&id=487905>

Дополнительные источники:

1. Гумовская, Г.Н. Английский язык профессионального общения. LSP: English for professional communication: учебное пособие / Г.Н. Гумовская. - Москва: Издательство «Флинта», 2016. - 218 с. - Библиогр. в кн. - ISBN 978-5-9765-2846-8; То же [Электронный ресурс]. - URL: <http://biblioclub.ru/index.php?page=book&id=482145>

2. Английский язык - 3 / М.А. Волкова, Е.Ю. Клепко, Т.А. Кузьмина и др. - 2-е изд., испр. - М.: Национальный Открытый Университет «ИНТУИТ», 2016. - 113 с.; То же [Электронный ресурс]. - URL: <http://biblioclub.ru/index.php?page=book&id=429107>

3. Беляева, И.В. Иностранный язык в сфере профессиональной коммуникации: комплексные учебные задания: учебное пособие / И.В. Беляева, Е.Ю. Нестеренко, Т.И. Сорогина ; науч. ред. Е.Г. Соболева. - 3-е изд., стер. - Москва: ФЛИНТА: УрФУ, 2017. - 133 с.: ил. - Библиогр.: с. 126. - ISBN 978-5-9765-2616-7; То же [Электронный ресурс]. - URL: <http://biblioclub.ru/index.php?page=book&id=482141>

Интернет источники:

1. <http://anglonet.ru/> - английский язык онлайн
2. <http://engblog.ru/> - онлайн школа изучения английского языка
3. <http://english-club.tv> – клуб изучения английского языка.